

Category 5e Patch Panels





LINK Category 5e (CAT 5E) Patch Panels are use for high speed LAN'S at transmission rates up to 1000 Mbps (Gigabit Ethernet). The transmission characteristics exceeds the requirement of ANSI/TIA-568.2-D Category 5e specification.

The Panel is Aluminum Light Weight Steel with Hair Line Classic Shine. The Patch Panels are Utilized a printed Circuit Board technology to balanced signal transmission of Insertion Loss and CrossTalk from 1 MHz to 100 MHz. Design new version of Dual 110 IDC and 45 KRONE terminal Block with durable. The Patch Panel supplies with Cable Management Support Bar and cable tie in colorful box. The color coding recommend T568B wiring pattern and also allows for universal termination in either the T568A or T568B wiring pattern.


SPECIFICATION



Standard	: ANSI/TIA-568.2-D Category 5e, ISO/IEC 11801:2017 Class D and EN50173-1
Application	: 10/100/100 BASE-T, 2.5G BASE-T, IEEE 802.3i/u/ab/bz, PoE/PoE+, 4/16 Token Ring, 52/155/622Mbps and 1.2Gbps ATM, ISDN, VoIP and other
Wiring Pattern	: T568B / T568A Universal Color Pattern
Panel	: Aluminum light weight steel with black anodize
Label	: White Paper insert within clear plastic cover
Cable Organizing	: Cable Support Bar and Cable Ties
Jack Contact	: Phosphor Bronze with over 50 micro-inches gold plating
Termination Block	: Dual Type 110IDC or KRONE Connecting tools, UL94V-0 ABS
IDC Contact	: Phosphor Bronze with tin over 100 micro-inches nickel under plated
Durability	: 800 mating cycles (Jack Contact) 200 re-termination cycles (IDC contact)
Accept Wire Size	: 26AWG - 22AWG Solid & Stranded Wire
Approvals	: UL Listed E196947 and Intertek Channels Test
Certified	: Lead-free & RoHS Compliant



A




B

Part No.	Description	Height	Figure
US-3024	CAT 5E PATCH PANEL 24 PORT With Support Bar	1.75" (1U)	A
US-3048	CAT 5E PATCH PANEL 48 PORT With Support Bar	3.50" (2U)	B

Category 5e Special Patch Panels

The Patch Panels come T568A and T568B wiring and fully comply with ANSI/TIA-568.2-D specifications for Insertion loss (Attenuation), Near-End Crosstalk (NEXT), Return Loss, and Far-End Crosstalk (FEXT) for data transmissions of any pair combination with frequencies up to 100MHz.

Half-U and High density patch panels are most useful commonly used at the cross-connect area for switches to the distribution side of the network, and can be save the area to mounted on 19" EIA racks or cabinets.



A



B

Part No.	Description	Height	Figure	Cable Management
US-3025	CAT 5E, HALF-U PATCH PANEL 24 PORT	0.875" (0.5U)	A	included
US-3049	CAT 5E, HIGH DENSITY PATCH PANEL 48 PORT	1.75" (1U)	B	included