LINK American Standard

2023-2024

AMERICAN STANDARD

CATALOG

CAT5E, CAT6, CAT6A, CAT8, ACCESSORIES, TOOL & TESTER

UTP

LINK American Standard
WARRANTY 30 YEARS
LINK FOR THE PERFECT CABLING

Index Products

CAT 5E

- Category 5e (350 MHz) U/UTP Cables 1
- Category 5e (350 MHz) U/UTP Outdoor Cables 2
- Category 5e (350 MHz) w/Power Wire Cables 3
- Category 5e (350 MHz) F/UTP Cables 4
- Category 5e Patch Panels 5
- Category 5e RJ45 Modular Plugs & Modular Plug Boots 6
- Category 5e RJ45 Modular Jacks & In-Line Couplers 7
- Category 5e Patch Cords 8

CAT 6

- Category 6 Ultra U/UTP Cables, 24 AWG 9
- Category 6 (250 MHz) U/UTP Cables 10
- Category 6 Ultra (600 MHz) U/UTP Cables 11
- Category 6 Ultra (600 MHz) U/UTP Outdoor Cables 12
- Category 6 Ultra (600MHz) w/Power Wire Cables 13
- Category 6 Ultra (600 MHz) F/UTP Cables 14
- Category 6 Patch Panels 15
- Category 6 RJ45 Modular Plugs & Locking Plug Boots 16
- Category 6 RJ45 Modular Jacks & In-Line Couplers 17
- Category 6 Patch Cords 18

CAT 6A

- Category 6A (650 MHz) F/UTP Cables, FR-LSZH 19
- Category 6A (500MHz) FTP Cables, FR-LSZH 20
- Category 6A (500 MHz) U/UTP Cables, FR-LSZH 21
- Category 6A (750 MHz) U/UTP Cables, FR-LSZH 22
- Category 6A Patch Panels & Angle Patch Panels 23
- Category 6A RJ45 Modular Plug & Modular Jacks 24
- Category 6A Patch Cords & In-Line Couplers 25

CAT 8

- Category 8 (2000 MHz) S/FTP Cables 26
- Category 8 RJ45 Modular Plug & Modular Jacks 27

CAT 5E 25 PAIR CABLE

- Category 5E UTP 25 Pair Cables 28

ACCESSORIES

- Face Plates with Icon & ID Label 29
- Face Plates with Shutter, Icon & ID Label 29
- Shiny Exclusive Face Plates 30
- Shiny White Face Plates 30
- Angle Face Plates 31
- Shiny Shutter Square Face Plates 31
- POP UP with RJ45 Modular Jacks 32
- Wall Boxes 32
- Surface Mounted Boxes 32
- Face Plate Changers 32
- Unload Patch Panels 33
- Cable Management Panels 33
- 19" Extensible Wall Mounted Bracket 34
- Consolidation Point 34
- Waterproof Connector 34
- Multimedia Inserts Module 35
- Versatile Strap 35
- Cat 6A Plug Crimp Tool 35
- Net Toner & Probe Kit 35

TOOL & TESTER

- RJ45, RJ11 & 4 Pos Professional Crimp Tools 36
- RJ45, RJ11 & 4 Pos Hand Set Crimp Tools 36
- Impact Tool with Blade 110 36
- Fast Jack and Plug Termination Tool 36
- UTP Cable Testers 37
- NET Finder 25 & Testers 37
- LAN Professional Set of Tools and Tester 37

Category 5e

(350 MHz) U/UTP Cables

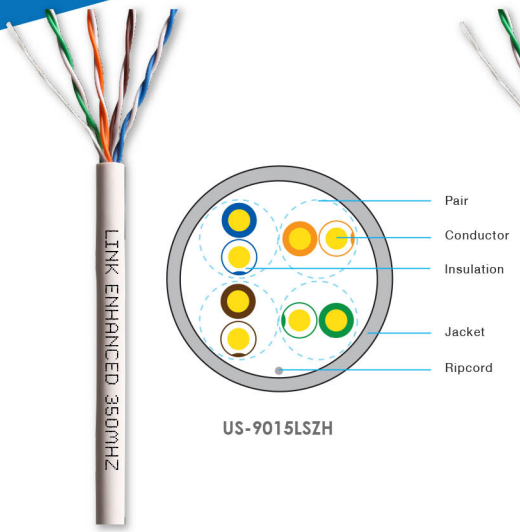

US-9015LSZH



US-9025LSZH

STANDARD

- ANSI/TIA-568.2-D Category 5E
- ISO/IEC 11801 : 2017 Class D
- EN 50173-1 Category 5E
- ICEA S-90-661 Category 5E
- EN 50288-3-1,EN 50288-3-2, NEMA WC 63.1
- IEC 61156-5, ASTM D4566-98
- IEC 60332-1-2, IEC 61034-2, IEC 60754-2
- UL Listed CM, CMR, CMP and LSZH
- ETL and 3P Verified to Category 5E
- UL E197771, INTERTEK, RoHS Compliant

APPLICATION

- Structure cabling for horizontal and building backbone
- 2.5G BASE-T (IEEE 802.3bz)
- 10/100/1000 BASE-T (IEEE 802.3i/u/ab)
- IEEE 802.3af/at (PoE/PoE+)
- 52/155/622 Mbps and 1.2 Gbps ATM
- 4/16 Mbps Token Ring
- TP-PMD, TPDDI, ISDN, CDDI, VoIP
- HD BaseT 2.0 standard, Baseband, Broadband
- Digital & Analog for data, video and audio application

MECHANICAL PROPERTIES

Minimum Bending Radius	4 X Cable Diameter
Tensile Strength	110 N (25lbf)
Ultimate Breaking Strength	>400 N (90lbf)
Installation / Operating temperature	-20°C to 75°C
Storage Temperature	-20°C to 80°C

Part No.	UL/NEC Flame Rating	Conductor	Jacket	Diameter (mm.)	Color	Packaging
US-9015LSZH	LSZH	24AWG Solid Bare Copper	FR-LSZH	5.0	White	305m/Pull Box
US-9015	CMR	24AWG Solid Bare Copper	FR-PVC	5.0	White	305m/Pull
US-9025LSZH	LSZH	24AWG Stranded Bare Copper	FR-LSZH	5.8	White	305m/Reelex
US-9015LSZH-1	LSZH	24AWG Solid Bare Copper	FR-LSZH	5.0	White	100m/Color Box

ELECTRICAL CHARACTERSTICS

Impedance	: 100±15Ω, 1 MHz to 350 MHz
Mutual Capacitance	: 5.6 nFMax / 100m
Capacitance,Unbalance	: 160 pF Max / 100m
DC Resistance	: 9.38 ohm Max/100m
DC Resistance,Unbalance	: 3% Max.
Insulated Resistance	: 5000 MΩ/Km
Dielectric Strength	: 1kV/min
Propagation Delay	: 536 ns/100m Max @350MHz
Delay Skew	: 25 ns Max

CONSTRUCTION / MATERIAL

Conductor : 24AWG Solid or Stranded Bare copper

Insulation CM, CMR, LSZH : HDPE
CMP : FEP

Ripcord : Under Jacket

Jacket CM, CMR : FR-PVC
CMP : FR-PVC (Low Smoke)
LSZH : FR-LSZH

FREQUENCY (MHZ)	INSERTION LOSS (dB/100m)	NEXT MIN.(dB)	ACR-N MIN.(dB)	PS NEXT MIN.(dB)	PS ACR-N MIN.(dB)	ACR-F MIN.(dB/100m)	PS ACR-F MIN.(dB/100m)	RL MIN.(dB)
1	2.0	77	75	75	73	68	65	20.0
25	9.5	56	46.5	54	44.5	40	37	24.3
31.25	10.7	55	44.3	53	42.3	38	35	23.6
62.5	15.4	50	34.6	48	32.6	32	29	21.5
100	19.8	47	27.2	45	25.2	28	25	20.1
155	25.3	44	18.7	42	16.7	24	21	18.8
200	29	43	14	41	12	22	19	18.0
250	32.8	41	8.2	39	6.2	20	17	17.3
300	36.6	40	3.4	38	1.4	18	15	16.8
350	40	39	-	37	-	17	14	16.3

Category 5e

(350 MHz) U/UTP Outdoor Cables

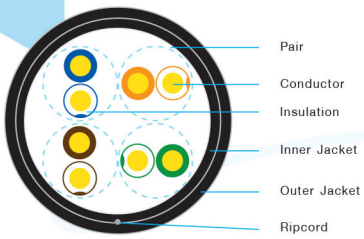

US-9045

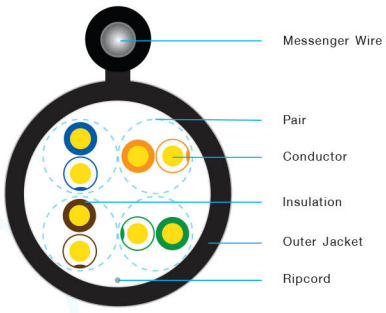

US-9015M

STANDARD

- ANSI/TIA-568.2-D Category 5E
- ISO/IEC 11801 : 2017 Class D
- EN 50173-1 Category 5E
- ICEA S-90-661 Category 5E
- EN 50288-3-1,NEMA WC 63.1
- IEC 61156-5
- UL444
- RoHS Compliant

APPLICATION

- 2.5G BASE-T (IEEE 802.3bz)
- 10/100/1000 BASE-T (IEEE 802.3i/u/ab)
- IEEE 802.3af/at (PoE/PoE+)
- 52/155/622 Mbps and 1.2 Gbps ATM
- 4/16 Mbps Token Ring
- TP-PMD, TPDDI, ISDN, CDDI, VoIP
- HD BaseT 2.0 standard, Baseband, Broadband
- Digital & Analog for data, video and audio application

MECHANICAL PROPERTIES

Minimum Bending Radius	4 X Cable Diameter
Tensile Strength	9.7 MPa (1400 PSI) for US-9045
	16.5 MPa (2400 PSI) for US-9015M
Installation / Operating temperature	-40°C to 75°C
Storage Temperature	-40°C to 80°C

Part No.	Cable Type	Conductor	Jacket	Diameter (mm.)	Color	Packaging
US-9045	Outdoor	24AWG Solid Bare Copper	FR-PVC/PE	6.3	Black	305m/Reelex
US-9015M	Outdoor	24AWG Solid Bare Copper	PE	5.5 (9.3)	Black	305m/Reel in Box
US-9045-1	Outdoor	24AWG Solid Bare Copper	FR-PVC/PE	6.3	Black	100m/Reelex
US-9015M-1	Outdoor	24AWG Solid Bare Copper	PE	5.5 (9.3)	Black	100m/Reel in Box

ELECTRICAL CHARACTERSTICS

Impedance	: 100±15Ω, 1 MHz to 350 MHz
Mutual Capacitance	: 5.6 nFMax / 100m
Capacitance,Unbalance	: 160 pF Max / 100m
DC Resistance	: 9.38 ohm Max/100m
DC Resistance,Unbalance	: 2% Max.
Insulated Resistance	: 5000 MΩ/Km
Dielectric Strength	: 1kV/min
Propagation Delay	: 536 ns/100m Max @350MHz
Delay Skew	: 25 ns Max

CONSTRUCTION / MATERIAL

Conductor	: 24AWG Solid Bare Copper
Insulation	: HDPE
Ripcord	: Under Jacket
Inner Jacket	: Lead Free, FR PVC for US-9045
Outer Jacket	: UV-Proof, PE
Messenger Wire	: Galvanize Steel Wire, 1.3mm for US-9015M

FREQUENCY (MHZ)	INSERTION LOSS (dB/100m)	NEXT MIN.(dB)	ACR-N MIN.(dB)	PS NEXT MIN.(dB)	PS ACR-N MIN.(dB)	ACR-F MIN.(dB/100m)	PS ACR-F MIN.(dB/100m)	RL MIN.(dB)
1	2.0	77	75	75	73	68	65	20.0
25	9.5	56	46.5	54	44.5	40	37	24.3
31.25	10.7	55	44.3	53	42.3	38	35	23.6
62.5	15.4	50	34.6	48	32.6	32	29	21.5
100	19.8	47	27.2	45	25.2	28	25	20.1
155	25.3	44	18.7	42	16.7	24	21	18.8
200	29	43	14	41	12	22	19	18.0
250	32.8	41	8.2	39	6.2	20	17	17.3
300	36.6	40	3.4	38	1.4	18	15	16.8
350	40	39	-	37	-	17	14	16.3

Category 5e

(350 MHz) w/Power Wire Cables

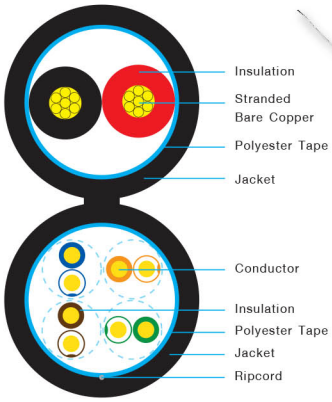

US-9015PW

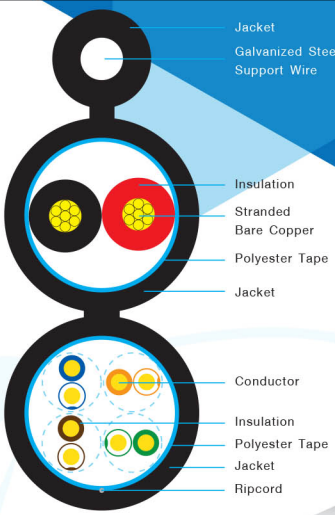

US-9015MW

STANDARD

- ANSI/TIA-568.2-D Category 5E
- ISO/IEC 11801 : 2017 Class D
- EN 50173-1 Category 5E
- ICEA S-90-661 Category 5E
- EN 50288-3-1,NEMA WC 63.1
- UL444
- RoHS Compliant

APPLICATION

- 2.5G BASE-T (IEEE 802.3bz)
- 10/100/1000 BASE-T (IEEE 802.3i/u/ab)
- IEEE 802.3af/at (PoE/PoE+)
- 52/155/622 Mbps and 1.2 Gbps ATM
- 4/16 Mbps Token Ring
- TP-PMD, TPDDI, ISDN, CDDI, VoIP
- HD BaseT 2.0 standard, Baseband, Broadband
- Digital & Analog for data, video and audio application

MECHANICAL PROPERTIES

Minimum Bending Radius	4 X Cable Diameter
Tensile Strength	9.7 MPa (1400 PSI) for US-9015PW
	16.5 MPa (2400 PSI) for US-9015MW
Installation / Operating temperature	-40°C to 75°C
Storage Temperature	-40°C to 80°C

Part No.	Cable Type	Conductor	Jacket	Diameter (mm.)	Color	Packaging
US-9015PW	Outdoor	24AWG Solid Bare Copper	PE	5.4 (11.6)	Black	305m/Reel in Box
US-9015MW	Outdoor	24AWG Solid Bare Copper	PE	5.4 (15.8)	Black	305m/Reel in Box
US-9015PW-1	Outdoor	24AWG Solid Bare Copper	PE	5.4 (11.6)	Black	100m/Reel in Box
US-9015MW-1	Outdoor	24AWG Solid Bare Copper	PE	5.4 (15.8)	Black	100m/Reel in Box

ELECTRICAL CHARACTERSTICS

Impedance	: 100±15Ω, 1 MHz to 350 MHz
Mutual Capacitance	: 5.6 nFMax / 100m
Capacitance,Unbalance	: 160 pF Max / 100m
DC Resistance	: 9.38 ohm Max/100m
DC Resistance,Unbalance	: 2.5% Max.
Insulated Resistance	: 5000 MΩ/Km
Dielectric Strength	: 1kV/min
Propagation Delay	: 536 ns/100m Max @350MHz
Delay Skew	: 25 ns Max

CONSTRUCTION / MATERIAL

Conductor	: 24AWG Solid Bare Copper
Insulation	: HDPE
Mylar Type	: Polyester Tape
Ripcord	: Under Jacket
Jacket	: UV-Proof, PE
Power Wire	: 24 x 0.2 mm Stranded Bare Copper (18 AWG)
Messenger Wire	: Galvanize Steel Wire, 1.3mm for US-9015MW

FREQUENCY (MHZ)	INSERTION LOSS (dB/100m)	NEXT MIN.(dB)	ACR-N MIN.(dB)	PS NEXT MIN.(dB)	PS ACR-N MIN.(dB)	ACR-F MIN.(dB/100m)	PS ACR-F MIN.(dB/100m)	RL MIN.(dB)
1	2.0	77	75	75	73	68	65	20.0
25	9.5	56	46.5	54	44.5	40	37	24.3
31.25	10.7	55	44.3	53	42.3	38	35	23.6
62.5	15.4	50	34.6	48	32.6	32	29	21.5
100	19.8	47	27.2	45	25.2	28	25	20.1
155	25.3	44	18.7	42	16.7	24	21	18.8
200	29	43	14	41	12	22	19	18.0
250	32.8	41	8.2	39	6.2	20	17	17.3
300	36.6	40	3.4	38	1.4	18	15	16.8
350	40	39	-	37	-	17	14	16.3

Category 5e

(350 MHz) F/UTP Cables

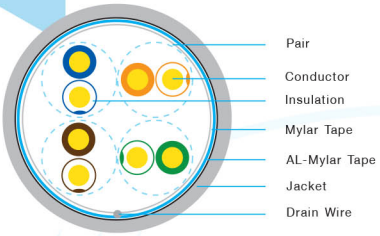

US-9035

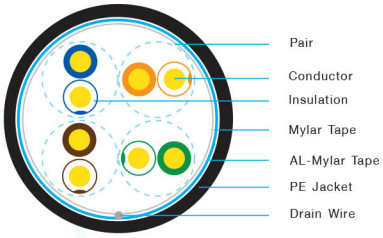

US-9035PE

STANDARD

- ANSI/TIA-568.2-D Category 5E
- ISO/IEC 11801 : 2017 Class D
- EN 50173-1 Category 5E
- ICEA S-90-661 Category 5E
- EN 50288-2-1, NEMA WC 63.1
- IEC 61156-5, ASTM D4566-98
- IEC 60332-1-2, IEC 61034-2, IEC 60754-2
- UL Listed CM, CMR, CMP and LSZH
- 3P Verified to Category 5E
- UL E197771, RoHS Compliant

APPLICATION

- Structure cabling for horizontal and building backbone
- 2.5G BASE-T (IEEE 802.3bz)
- 10/100/1000 BASE-T (IEEE 802.3i/u/ab)
- IEEE 802.3af/at (PoE/PoE+)
- 52/155/622 Mbps and 1.2 Gbps ATM
- 4/16 Mbps Token Ring
- TP-PMD, TPDDI, ISDN, CDDI, VoIP
- HD BaseT 2.0 standard, Baseband, Broadband
- Digital & Analog for data, video and audio application

MECHANICAL PROPERTIES

Minimum Bending Radius	4 X Cable Diameter
Tensile Strength	9.7 MPa (1400 PSI)
Ultimate Breaking Strength	>400 N (90lbf)
Installation / Operating temperature	-20°C to 75°C (-40°C to 75°C for Outdoor)
Storage Temperature	-20°C to 80°C (-40°C to 80°C for Outdoor)

Part No.	UL/NEC Flame Rating	Conductor	Jacket	Diameter (mm.)	Color	Packaging
US-9035	CMR	24AWG Solid Bare Copper	FR-PVC	6.1	White	305m/Reelex
US-9035LSZH	LSZH	24AWG Solid Bare Copper	LSZH	6.1	White	305m/Reelex
US-9035PE	OUTDOOR	24AWG Solid Bare Copper	PE	6.1	Black	305m/Pull Box

ELECTRICAL CHARACTERSTICS

Impedance	: 100±15Ω, 1 MHz to 350 MHz
Mutual Capacitance	: 5.6 nFMax / 100m
Capacitance,Unbalance	: 160 pF Max / 100m
DC Resistance	: 9.38 ohm Max/100m
DC Resistance,Unbalance	: 3% Max.
Insulated Resistance	: 5000 MΩ/Km
Dielectric Strength	: 1kV/min
Propagation Delay	: 536 ns/100m Max @350MHz
Delay Skew	: 25 ns Max

CONSTRUCTION / MATERIAL

Conductor	: 24AWG Solid Bare copper
Insulation	CM, CMR, LSZH, OUTDOOR : HDPE CMP : FEP
Mylar	: Mylar Tape
Drain Wire	: Tinned Copper
Shielded	: AL-Mylar Tape
Jacket	CM, CMR : FR-PVC CMP : FR-PVC (Low Smoke) LSZH : FR-LSZH OUTDOOR : UV-Proof, PE

FREQUENCY (MHZ)	INSERTION LOSS (dB/100m)	NEXT MIN.(dB)	ACR-N MIN.(dB)	PS NEXT MIN.(dB)	PS ACR-N MIN.(dB)	ACR-F MIN.(dB/100m)	PS ACR-F MIN.(dB/100m)	RL MIN.(dB)
1	2.0	77	75	75	73	68	65	20.0
25	9.5	56	46.5	54	44.5	40	37	24.3
31.25	10.7	55	44.3	53	42.3	38	35	23.6
62.5	15.4	50	34.6	48	32.6	32	29	21.5
100	19.8	47	27.2	45	25.2	28	25	20.1
155	25.3	44	18.7	42	16.7	24	21	18.8
200	29	43	14	41	12	22	19	18.0
250	32.8	41	8.2	39	6.2	20	17	17.3
300	36.6	40	3.4	38	1.4	18	15	16.8
350	40	39	-	37	-	17	14	16.3

Category 5e

Patch Panels



LINK Logo

Label

Color Code

LINK Category 5e (CAT 5E) Patch Panels are use for high speed LAN'S at transmission rates up to 1000 Mbps (Gigabit Ethernet). The transmission characteristics exceeds the requirement of ANSI/TIA -568.2-D Category 5E specification. The panel is Aluminum light weight with black anodize and showed the LINK logo on the front. The patch panel are utilized a printed circuit board (PCB) technology to balanced signal transmission of insertion loss and crosstalk from 1 to 100MHz. Design new version of Label with transparent cover. Knock down support bar can be separated from panel. Support dual 110 IDC and 45°KRONE termination block with durable. The patch panel supplies with support bar and cable tie in colorful box (nut and screw included). The color coding recommend T568B wiring pattern and also allows for universal termination in either the T568A or T568B wiring patten.

SPECIFICATION

Standard	: ANSI/TIA-568.2-D Category 5e, ISO/IEC 11801:2017 Class D and EN50173-1
Application	: 10/100/100 BASE-T, 2.5G BASE-T, IEEE 802.3i/u/ab/bz, PoE/PoE+, 4/16 Token Ring, 52/155/622Mbps and 1.2Gbps ATM, ISDN, VoIP and other
Wiring Pattern	: T568B / T568A Universal Color Pattern
Panel	: Aluminum light weight with black anodize
Label	: White Paper insert within clear plastic cover
Cable Organizing	: Cable Support Bar and Cable Ties
Jack Contact	: Phosphor Bronze with over 50 micro-inches gold plating
Termination Block	: Dual Type 110IDC or KRONE Connecting tools, UL94V-0 PC High-Impact
IDC Contact	: Phosphor Bronze with tin over 100 micro-inches nickel under plated
Durability	: 800 mating cycles (Jack Contact) 200 re-termination cycles (IDC contact)
Accept Wire Size	: 26-22 AWG solid and stranded bare copper
Approvals	: UL Listed E196947 and Intertek Channels Test
Certified	: Lead-free & RoHS Compliant

Part No.	Description	Height	Figure
US-3024	CAT 5E PATCH PANEL 24 PORT With Support Bar	1.75" (1U)	A
US-3048	CAT 5E PATCH PANEL 48 PORT With Support Bar	3.50" (2U)	B

A

B

Category 5e

RJ45 Modular Plugs

A B C

LINK Category 5E RJ45 Plug is designed for both field terminated of solid UTP and stranded wire for Patch Cord Assembly. The body is transparent to see the 3 prong contacts and wire inside which terminated. The mechanical of inner body is performed to easy terminated by crimp tool. LINK RJ45 Plug is suitable for all of standard cable 26-22 AWG UTP or 26-22 AWG F/UTP for shield plug. The performance with LINK Cable CAT 5E is exceeds ANSI/TIA-568.2-D requirement.

SPECIFICATION

Standard : ANSI/TIA-568.2-D Category 5e, ISO/IEC 11801:2017 Class D and EN-50173-1

Application : 10/100/100 BASE-T, 2.5G BASE-T, IEEE 802.3i/u/ab/bz, PoE/PoE+, 4/16 Token Ring, 52/155/622Mbps and 1.2Gbps ATM, ISDN, VoIP and other

Housing : Polycarbonate, UL94V-0 with LINK logo

Contact : 3 Contact points, Phosphor Bronze with over 50 micro-inches gold plating

Accept Wire : 26AWG - 22AWG Solid & Stranded Wire

Approvals : UL Listed and Intertek Channels Test

Certified : Lead-free & RoHS Compliant

Part No.	Description	No. of Position	Packing	Figure
US-1001	CAT 5E RJ45 Modular Plug, HP	8	10 Each/Pkg	A
US-1051-X	CAT 5E RJ45 Modular Plug, HP, Crystal	8	10 Each/Pkg	B
US-1003	CAT 5E RJ45 Modular Plug, SHIELD	8	1 Each/Pkg	C

X Color = 2 (Red), 3 (Green), 4 (Blue), 5 (Yellow), 6 (Black)

Modular Plug Boots

LINK Plug Boots are designed to cover which protect RJ45 plugs and cables. It produces from special PVC with rubber for protect each of plug and easy to remove. It helps you solve your hard time finding the end of cable for maintenance or relocation or makes organizing your patch cord system quickly. It is suitable for both field terminated or patch cord maker and also for unshield and shield plug.



A



B

Part No.	Description	Packing	Figure
US-651X	CAT 5E Locking Plug Boot, OD 5.5 mm	10 Each/Pkg	A
US-600X	CAT 5E Plug Boot	10 Each/Pkg	B

X Color = 0 (Transparent) 1 (Ivory), 1IW (White), 2 (Red), 3 (Green), 4 (Blue), 5 (Yellow)

Category 5e

RJ45 Modular Jacks

LINK Category 5e (CAT 5E) RJ45 Jacks are performance exceed ANSI/TIA-568.2-D Category 5e requirements and UL approve file No. E196947. The Jacks accept 26-22 AWG solid conductor and combine two wiring of T568A/B (Universal color pattern) for easy installation. The Unshield Jacks110 IDC terminal block is design for 110 impact tool which can be protect of dust by cover cap for long life warranty.

A



B

C

SPECIFICATION

Standard	: ANSI/TIA-568.2-D Category 5e, ISO/IEC 11801:2017 Class D and EN-50173-1
Application	: 10/100/100 BASE-T, 2.5G BASE-T, IEEE 802.3i/u/ab/bz, PoE/PoE+, 4/16 Token Ring, 52/155/622Mbps and 1.2Gbps ATM, ISDN, VoIP and other
Product Type	: RJ45 Jack with cover caps
Wiring Pattern	: T568B/T568A Universal Color Pattern
Housing Material	: High Impact Flame Retardant Plastic
Housing Flammability Rating	: UL94V-0 ABS + PC
Jack Contact	: Phosphor Bronze with over 50 micro-inches gold plating
Termination Block	: 90° & 180° 110 IDC , UL94V-0 Polycarbonate
IDC Contact	: Phosphor Bronze with tin over 150 micro-inches nickel under plated
Durability	: 800 mating cycles (Jack Contact) 200 re-termination cycles (IDC contact)
Tool Free (Tooless Type)	: 180° IDC, UL94V-0 ABS + PC
Shield Cover (Shield Type)	: 50-60 micro-inches Nickels Plating over Phosphor Bronze
Accept Wire Size	: 26AWG - 22AWG Solid & Stranded Wire
Approvals	: UL Listed E196947 and Intertek Channels Test
Certified	: Lead-free & RoHS Compliant

Part No.	Description	Type	Color	Figure
US-1005SCX	CAT 5E RJ45 COLORFUL JACK, SLIM TYPE	Unshielded	X	A
US-1005STF	CAT 5E RJ45 BLUE JACK, SLIM TOOL FREE	Tool Free	Blue	B
US-1013	CAT 5E RJ45 MODULAR JACK	Shielded	White/Metallic	C

X Color = 1 (White), 2 (Red), 3 (Green), 4 (Blue), 5 (Yellow)

In-Line Couplers

LINK In-Line Couplers provide a 180 Jack to Jack Splice. Couplers are available in eight position RJ45 Styles and comply with Category 5e (CAT 5E) ANSI/TIA-568.2-D Performance requirements with UL Listed. LINK In-Line Couplers are universal standards for all RJ45 Modular Plug.

SPECIFICATION

Standard	: ANSI/TIA-568.2-D Category 5e, ISO/IEC 11801:2017 Class D and EN50173-1
Application	: 10/100/100 BASE-T, 2.5G BASE-T, IEEE 802.3i/u/ab/bz, PoE/PoE+, 4/16 Token Ring, 52/155/622Mbps and 1.2Gbps ATM, ISDN, VoIP and other
Product Type	: RJ45 JACK to RJ45 JACK
Color	: White / Metallic with LINK logo
Certified	: Lead - free & RoHS Compliant

A

B

C

Part No.	Description	Type	Color	Figure
US-4005	CAT 5E IN-LINE COUPLERS	Unshielded	White	A
US-4005IL	CAT 5E IN-LINE COUPLERS, for PATCH PANEL	Unshielded	White	B
US-4005S	SHIELD CAT 5E IN-LINE COUPLERS	Shielded	Metallic	C

Category 5e

Patch Cords



These cables feature all the benefits of professional assembly with high-quality control with an RJ45 modular plug with a transparent boot. The outer jacket material is made from LSZH compound to reduce the amount of toxic smoke and corrosive gas emitted during burned, for the user's safety.
LINK offers Category 5E (CAT5E) patch cord that will provide years of dependable use, these patch cords are nearly impossible to damage! It is a smart and sound investment. All of the colored patch cords are T568B pinning with 100% test.

CAT5E RJ45 to RJ45 Patch Cord, LSZH

Part No.	Description	Length (m.)
US-5003LZ-X	CAT 5E RJ45 to RJ45 PATCH CORD, LSZH	1
US-5006LZ-X	CAT 5E RJ45 to RJ45 PATCH CORD, LSZH	2
US-5010LZ-X	CAT 5E RJ45 to RJ45 PATCH CORD, LSZH	3
US-5015LZ-X	CAT 5E RJ45 to RJ45 PATCH CORD, LSZH	5
US-5020LZ-X	CAT 5E RJ45 to RJ45 PATCH CORD, LSZH	10
US-5025LZ-X	CAT 5E RJ45 to RJ45 PATCH CORD, LSZH	15
US-5030LZ-X	CAT 5E RJ45 to RJ45 PATCH CORD, LSZH	20

X Color = 1 (White), 2 (Red), 3 (Green), 4 (Blue), 5 (Yellow)

SPECIFICATION

Standard : ANSI/TIA-568.2-D Category 5e, ISO/IEC 11801:2017 Class D and EN50173-1
Application : 10/100/100 BASE-T, 2.5G BASE-T, IEEE 802.3i/u/ab/bz, PoE/PoE+, 4/16 Token Ring, 52/155/622Mbps and 1.2Gbps ATM, ISDN, VoIP and other
Cable : Stranded wire flexible UTP Category 5e Cable
Flame rating : LSZH or CMR
Color : White, Red, Green, Blue, Yellow
Connector : Category 5e RJ45 modular Plugs with 50 micro-inches Gold Plating over Nickel Plated and Phosphor Bronze
Wire Size : 24AWG
Slim Boot : Transparent boot from manufacturer are designed to protect Plugs and Cables
Q.C : 100% factory assembly and testing
Approvals : Intertek Channels Test
Certified : Lead-free & RoHS Compliant

SPECIFICATION

Standard : ANSI/TIA-568.2-D Category 5e, ISO/IEC 11801:2017 Class D and EN50173-1
Application : 10/100/100 BASE-T, 2.5G BASE-T, IEEE 802.3i/u/ab/bz, PoE/PoE+, 4/16 Token Ring, 52/155/622Mbps and 1.2Gbps ATM, ISDN, VoIP and other
Cable : Stranded wire flexible F/UTP Category 5e Cable
Flame rating : LSZH or CMR
Color : Black
Connector : Category 5e RJ45 modular Plugs with 50 micro-inches Gold Plating over Nickel Plated and Phosphor Bronze
Wire Size : 26AWG
Slim Boot : Transparent boot from manufacturer are designed to protect Plugs and Cables
Q.C : 100% factory assembly and testing
Certified : Lead-free & RoHS Compliant

X Color = 6 (Black)

Shielded CAT5E RJ45 to RJ45 Patch Cord, LSZH

Part No.	Description	Length (m.)
US-5003SLZ-X	Shield CAT 5E RJ45 to RJ45 PATCH CORD, LSZH	1
US-5006SLZ-X	Shield CAT 5E RJ45 to RJ45 PATCH CORD, LSZH	2
US-5010SLZ-X	Shield CAT 5E RJ45 to RJ45 PATCH CORD, LSZH	3

SPECIFICATION

PERFORMANCE : ANSI/TIA-568.2-D Category 5e Channel , ISO/IEC 11801:2017 Class D Channel
Application : IEEE802.3, 1000Base-T, 10/100Base-TX
Cable : Stranded wire flexible UTP Category 5e Cable
Color : Pink
Connector : Category 5e RJ45 modular Plugs with 50 micro-inches Gold Plating over Nickel Plated and Phosphor Bronze
Wire Size : 30AWG
Slim Boot : Molding from manufacturer are designed to protect Plugs and Cables
Q.C : 100% factory assembly and testing
Certified : Lead-free & RoHS Compliant

FLAT CAT5E RJ45 to RJ45 Patch Cord

Part No.	Description	Length (m.)
US-5041-X	FLAT CAT 5E RJ45 to RJ45 PATCH CORD	1
US-5042-X	FLAT CAT 5E RJ45 to RJ45 PATCH CORD	2
US-5043-X	FLAT CAT 5E RJ45 to RJ45 PATCH CORD	3
US-5045-X	FLAT CAT 5E RJ45 to RJ45 PATCH CORD	5
US-5050-X	FLAT CAT 5E RJ45 to RJ45 PATCH CORD	10
US-5055-X	FLAT CAT 5E RJ45 to RJ45 PATCH CORD	15

X Color = 7 (Pink)

Category 6

U/UTP Cables, 24AWG

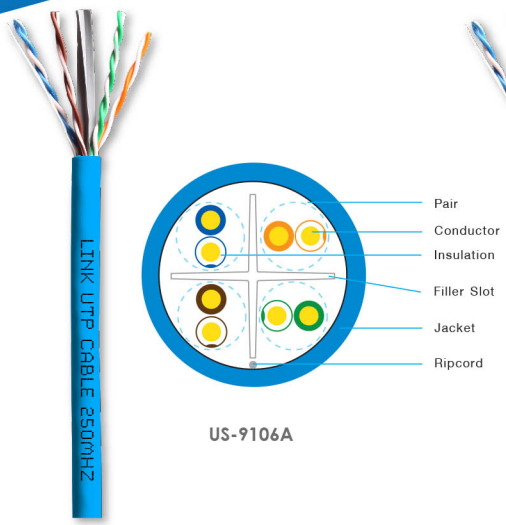

US-9106A



US-9126LSZH

STANDARD

- ANSI/TIA-568.2-D Category 6
- ISO/IEC 11801 : 2017 Class E
- EN 50173-1 Category 6
- ICEA S-102-700 Category 6
- EN 50288-6-1,NEMA WC 66
- IEC 60332-1-2, IEC 61034-2, IEC 60754-2
- IEC 61156-5, ASTM D4566-98
- UL Listed CM, CMR, CMP
- UL E197771, RoHS Compliant

APPLICATION

- Structure cabling for horizontal
- 2.5G/5G BASE-T (IEEE 802.3bz)
- 10/100/1000 BASE-T (IEEE 802.3i/u/ab)
- IEEE 802.3af/at (PoE/PoE+)
- 52/155/622 Mbps and 1.2 Gbps ATM
- 4/16 Mbps Token Ring
- TP-PMD, TPDDI, ISDN, CDDI, VoIP
- HD BaseT 2.0 standard, Baseband, Broadband
- Digital & Analog for data, video and audio application

MECHANICAL PROPERTIES

Minimum Bending Radius	4 X Cable Diameter
Tensile Strength	110 N (25lbf)
Ultimate Breaking Strength	>400 N (90lbf)
Installation / Operating temperature	-20°C to 75°C
Storage Temperature	-20°C to 80°C

Part No.	UL/NEC Flame Rating	Conductor	Jacket	Diameter (mm.)	Color	Packaging
US-9106A	CM	24AWG Solid Bare Copper	FR-PVC	5.7	Blue	305m/Pull Box
US-9126LSZH	LSZH	24AWG Stranded Bare Copper	FR-LSZH	6.15	Blue	305m/Reelex
US-9106A-1	CM	24AWG Solid Bare Copper	FR-PVC	5.7	Blue	100m/Easy Box

ELECTRICAL CHARACTERSTICS

Impedance	: 100± 15Ω, 1 MHz to 250 MHz
Mutual Capacitance	: 5.6 nFMax / 100m
Capacitance,Unbalance	: 160 pF Max / 100m
DC Resistance	: 9.38 ohm Max/100m
DC Resistance,Unbalance	: 3% Max.
Insulated Resistance	: 5000 MΩ/Km
Dielectric Strength	: 1kV/min
Propagation Delay	: 536 ns/100m Max @250MHz
Delay Skew	: 45 ns Max

CONSTRUCTION / MATERIAL

Conductor	: 24AWG Solid Bare Copper for US-9106A
	24AWG Stranded Bare Copper for US-9126LSZH
Insulation	: HDPE
Filler Slot	: FRPE
Ripcord	: Under Jacket
Jacket	CM : FR-PVC
	LSZH : FR-LSZH

FREQUENCY (MHZ)	INSERTION LOSS (dB/100m)	NEXT MIN.(dB)	ACR-N MIN.(dB)	PS NEXT MIN.(dB)	PS ACR-N MIN.(dB)	ACR-F MIN.(dB/100m)	PS ACR-F MIN.(dB/100m)	RL MIN.(dB)
1	20.	73.5	72.2	76.0	73.5	69.0	66.0	20.0
31.25	10.0	51.3	40.7	54.0	42.8	38.5	35.6	23.6
62.5	15.4	47.4	32.3	52.2	33.0	33.0	29.5	21.5
100	17.4	42.6	24.5	49.8	25.6	28.5	25.8	20.1
155	20.2	41.2	19.7	39.2	17.2	25.0	23.0	18.8
200	29.0	39.3	10.4	45.0	12.3	23.5	21.7	18.0
250	32.8	37.8	5.1	43.2	6.5	22.8	18.0	17.3

Category 6

(250MHz) U/UTP Cables

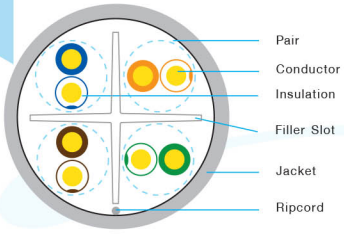

US-9106LSZH / US-9106

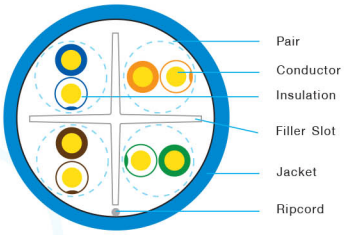

US-9106BLSZH

STANDARD

- ANSI/TIA-568.2-D Category 6
- ISO/IEC 11801 : 2017 Class E
- EN 50173-1 Category 6
- ICEA S-102-700 Category 6
- EN 50288-6-1,NEMA WC 66
- IEC 61156-5, ASTM D4566-98
- IEC 60332-1-2, IEC 61034-2, IEC 60754-2
- UL Listed CM, CMR, CMP and LSZH
- UL E197771, RoHS Compliant

APPLICATION

- Structure cabling for horizontal and building backbone
- 10G BASE-T (IEEE 802.3an) *55m
- 2.5G/5G BASE-T (IEEE 802.3bz)
- 10/100/1000 BASE-T (IEEE 802.3i/u/ab)
- IEEE 802.3af/at (PoE/PoE+), IEE802.3bt (Type4)
- 52/155/622 Mbps and 1.2 Gbps ATM
- 4/16 Mbps Token Ring
- TP-PMD, TPDDI, ISDN, CDDI, VoIP
- HD BaseT 2.0 standard, Baseband, Broadband
- Digital & Analog for data, video and audio application

MECHANICAL PROPERTIES

Minimum Bending Radius	4 X Cable Diameter
Tensile Strength	13.8 MPa (2000 PSI)
Ultimate Breaking Strength	>400 N (90lbf)
Installation / Operating temperature	-20°C to 75°C
Storage Temperature	-20°C to 80°C

Part No.	UL/NEC Flame Rating	Conductor	Jacket	Diameter (mm.)	Color	Packaging
US-9106LSZH	LSZH	23AWG Solid Bare Copper	FR-LSZH	6.1	White	305m/Reelex
US-9106LSZH-1	LSZH	23AWG Solid Bare Copper	FR-LSZH	6.1	White	100m/Reelex
US-9106BLSZH	LSZH	23AWG Solid Bare Copper	FR-LSZH	6.1	Blue	305m/Reelex
US-9106BLSZH-1	LSZH	23AWG Solid Bare Copper	FR-LSZH	6.1	Blue	100m/Reelex
US-9106	CMR	23AWG Solid Bare Copper	FR-PVC	6.1	White	305m/Pull Box

ELECTRICAL CHARACTERSTICS

Impedance	: 100±5Ω, 1 MHz to 250 MHz
Mutual Capacitance	: 5.6 nFMax / 100m
Capacitance,Unbalance	: 160 pF Max / 100m
DC Resistance	: 7.32 ohm Max/100m
DC Resistance,Unbalance	: 3% Max.
Insulated Resistance	: 5000 MΩ/Km
Dielectric Strength	: 1kV/min
Propagation Delay	: 536 ns/100m Max @250MHz
Delay Skew	: 30 ns Max

CONSTRUCTION / MATERIAL

Conductor	: 23AWG Solid Bare Copper
Insulation	CM, CMR, LSZH : HDPE
Filler Slot	: FRPE
Ripcord	: Under Jacket
Jacket	CM, CMR : FR-PVC
	LSZH : FR-LSZH
	CMP : FR-PVC (Low Smoke)
	LSZH : FR-LSZH

FREQUENCY (MHZ)	INSERTION LOSS (dB/100m)	NEXT MIN.(dB)	ACR-N MIN.(dB)	PS NEXT MIN.(dB)	PS ACR-N MIN.(dB)	ACR-F MIN.(dB/100m)	PS ACR-F MIN.(dB/100m)	RL MIN.(dB)
1	2.0	78.0	76.0	76.0	73.5	69.0	66.0	20.0
31.25	10.7	56.0	45.3	54.0	42.8	38.5	35.6	23.6
62.5	15.4	50.5	35.1	52.2	33.0	33.0	29.5	21.5
100	19.8	47.5	27.7	49.8	25.6	28.5	25.8	20.1
155	25.1	45.0	19.7	47.2	17.2	25.0	23.0	18.8
200	29.0	44.4	15.4	45.0	12.3	22.5	21.7	18.0
250	32.0	42.9	10.9	43.2	6.5	21.2	18.0	17.3

Category 6

Ultra (600MHz) U/UTP Cables

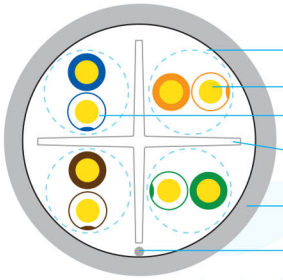

US-9116LSZH / US-9116

STANDARD

- ANSI/TIA-568.2-D Category 6
- ISO/IEC 11801 : 2017 Class E
- EN 50173-1 Category 6
- ICEA S-102-700 Category 6
- EN 50288-6-1, NEMA WC 66
- IEC 61156-5, ASTM D4566-98
- IEC 60332-1-2, IEC 61034-2, IEC 60754-2
- UL Listed CM, CMR, CMP and LSZH
- ETL and 3P Verified to Category 6
- UL E197771, INTERTEK, RoHS Compliant

APPLICATION

- Structure cabling for horizontal and building backbone
- 10G BASE-T (IEEE 802.3an) *55m
- 2.5G/5G BASE-T (IEEE 802.3bz)
- 10/100/1000 BASE-T (IEEE 802.3i/u/ab)
- IEEE 802.3af/at (PoE/PoE+), IEE802.3bt (Type4)
- 52/155/622 Mbps and 1.2 Gbps ATM
- 4/16 Mbps Token Ring
- TP-PMD, TPDDI, ISDN, CDDI, VoIP
- HD BaseT 2.0 standard, Baseband, Broadband
- Digital & Analog for data, video and audio application

MECHANICAL PROPERTIES

Minimum Bending Radius	4 X Cable Diameter
Tensile Strength	110 N (25lbf)
Ultimate Breaking Strength	>400 N (90lbf)
Installation / Operating temperature	-20°C to 75°C
Storage Temperature	-20°C to 80°C

Part No.	UL/NEC Flame Rating	Conductor	Jacket	Diameter (mm.)	Color	Packaging
US-9116LSZH	LSZH	23AWG Solid Bare Copper	FR-LSZH	6.00	White	305m/Pull Box
US-9116	CMR	23AWG Solid Bare Copper	FR-PVC	6.00	White	305m/Pull Box

ELECTRICAL CHARACTERSTICS

Impedance	: 100±5Ω, 1 MHz to 600 MHz
Mutual Capacitance	: 5.6 nFMax / 100m
Capacitance,Unbalance	: 160 pF Max / 100m
DC Resistance	: 6.658ohm Max/100m
DC Resistance,Unbalance	: 3% Max.
Insulated Resistance	: 5000 MΩ/Km
Dielectric Strength	: 1kV/min
Propagation Delay	: 536 ns/100m Max @600MHz
Delay Skew	: 30 ns Max

CONSTRUCTION / MATERIAL

Conductor	: 23AWG Solid Bare Copper
Insulation	CM, CMR, LSZH : HDPE
	CMP : FEP
Filler Slot	: FRPE
Ripcord	: Under Jacket
Jacket	CM, CMR : FR-PVC
	CMP : FR-PVC (Low Smoke)
	LSZH : FR-LSZH

FREQUENCY (MHZ)	INSERTION LOSS (dB/100m)	NEXT MIN.(dB)	ACR-N MIN.(dB)	PS NEXT MIN.(dB)	PS ACR-N MIN.(dB)	ACR-F MIN.(dB/100m)	PS ACR-F MIN.(dB/100m)	RL MIN.(dB)
1	2.0	78.0	76.0	76.0	73.5	69.0	66.0	20.0
31.25	10.7	56.0	45.3	54.0	42.8	38.5	35.6	23.6
62.5	15.4	50.5	35.1	52.2	33.0	33.0	29.5	21.5
100	19.8	47.5	27.7	49.8	25.6	28.5	25.8	20.1
200	24.7	44.4	15.4	45.0	12.3	22.5	21.7	18.0
250	28.9	42.9	10.9	43.2	6.5	21.2	18.0	17.3
300	32.8	41.5	4.9	40.7	1.9	18.5	15.6	16.8
400	39.7	38.5	-	37.5	-	16.5	13.7	15.9
550	48.9	36.7	-	34.5	-	13.5	10.7	14.9
600	51.1	36.5	-	34.5	-	13.0	10.0	14.7

Category 6

Ultra (600MHz) U/UTP Outdoor Cables

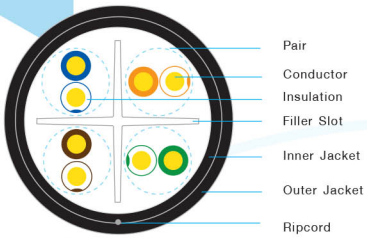

US-9106OUT

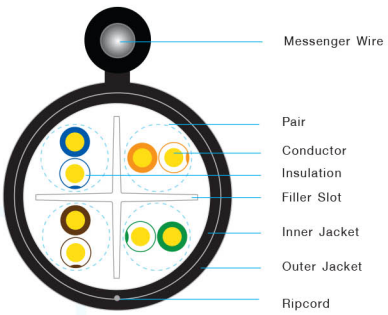

US-9106MD

STANDARD

- ANSI/TIA-568.2-D Category 6
- ISO/IEC 11801 : 2017 Class E
- EN 50173-1 Category 6
- ICEA S-102-700 Category 6
- EN 50288-6-1
- IEC 61156-5
- UL444, NEC800
- RoHS Compliant

APPLICATION

- 10G BASE-T (IEEE 802.3an) *55m
- 2.5G/5G BASE-T (IEEE 802.3bz)
- 10/100/1000 BASE-T (IEEE 802.3i/u/ab)
- IEEE 802.3af/at (PoE/PoE+), IEE802.3bt (Type4)
- 52/155/622 Mbps and 1.2 Gbps ATM
- 4/16 Mbps Token Ring
- TP-PMD, TPDDI, ISDN, CDDI, VoIP
- HD BaseT 2.0 standard, Baseband, Broadband
- Digital & Analog for data, video and audio application

MECHANICAL PROPERTIES

Minimum Bending Radius	4 X Cable Diameter
Tensile Strength	9.7 MPa (1400 PSI) for US-9106OUT 16.5 MPa (2400 PSI) for US-9106MD
Installation / Operating temperature	-40°C to 75°C
Storage Temperature	-40°C to 80°C

Part No.	Cable Type	Conductor	Jacket	Diameter (mm.)	Color	Packaging
US-9106OUT	Outdoor	23AWG Solid Bare Copper	PE	7.4	Black	305m/Pull Box
US-9106MD	Outdoor	23AWG Solid Bare Copper	PE	7.4 (11.5)	Black	305m/Reel in Box
US-9106OUT-1	Outdoor	23AWG Solid Bare Copper	PE	7.4	Black	100m/Easy Box
US-9106MD-1	Outdoor	23AWG Solid Bare Copper	PE	7.4 (11.5)	Black	100m/Reel in Box

ELECTRICAL CHARACTERSTICS

Impedance	: 100±15Ω, 1 MHz to 600 MHz
Mutual Capacitance	: 5.6 nFMax / 100m
Capacitance,Unbalance	: 160 pF Max / 100m
DC Resistance	: 6.658 ohm Max/100m
DC Resistance,Unbalance	: 2.5% Max.
Insulated Resistance	: 5000 MΩ/Km
Dielectric Strength	: 1kV/min
Propagation Delay	: 536 ns/100m Max @600MHz
Delay Skew	: 30 ns Max

CONSTRUCTION / MATERIAL

Conductor	: 23AWG Solid Bare Copper
Insulation	: HDPE
Filler Slot	: FRPE
Ripcord	: Under Jacket
Inner Jacket	: Lead Free, FR-PVC
Outer Jacket	: UV-Proof, PE
Messenger Wire	: Galvanize Steel Wire, 1.3mm for US-9106MD

FREQUENCY (MHZ)	INSERTION LOSS (dB/100m)	NEXT MIN.(dB)	ACR-N MIN.(dB)	PS NEXT MIN.(dB)	PS ACR-N MIN.(dB)	ACR-F MIN.(dB/100m)	PS ACR-F MIN.(dB/100m)	RL MIN.(dB)
1	2.0	78.0	76.0	76.0	73.5	69.0	66.0	20.0
31.25	10.7	56.0	45.3	54.0	42.8	38.5	35.6	23.6
62.5	15.4	50.5	35.1	52.2	33.0	33.0	29.5	21.5
100	19.8	47.5	27.7	49.8	25.6	28.5	25.8	20.1
200	24.7	44.4	15.4	45.0	12.3	22.5	21.7	18.0
250	28.9	42.9	10.9	43.2	6.5	21.2	18.0	17.3
300	32.8	41.5	4.9	40.7	1.9	18.5	15.6	16.8
400	39.7	38.5	-	37.5	-	16.5	13.7	15.9
550	48.9	36.7	-	34.5	-	13.5	10.7	14.9
600	51.1	36.5	-	34.5	-	13.0	10.0	14.7

Category 6

Ultra (600MHz) w/Power Wire Cables

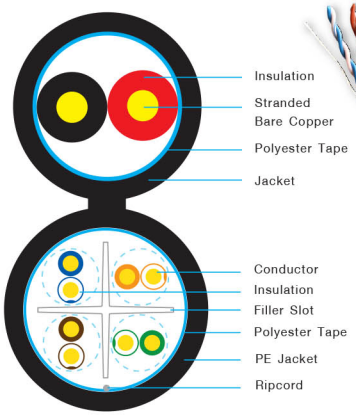

US-9106PW

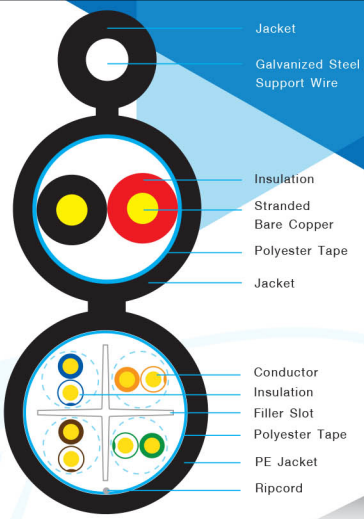

US-9106MW

STANDARD

- ANSI/TIA-568.2-D Category 6
- ISO/IEC 11801 : 2017 Class E
- EN 50173-1 Category 6
- ICEA S-102-700 Category 6
- EN 50288-6-1
- IEC 61156-5
- UL444, NEC800
- RoHS Compliant

APPLICATION

- 10G BASE-T (IEEE 802.3an) *55m
- 2.5G/5G BASE-T (IEEE 802.3bz)
- 10/100/1000 BASE-T (IEEE 802.3i/u/ab)
- IEEE 802.3af/at (PoE/PoE+), IEE802.3bt (Type4)
- 52/155/622 Mbps and 1.2 Gbps ATM
- 4/16 Mbps Token Ring
- TP-PMD, TPDDI, ISDN, CDDI, VoIP
- HD BaseT 2.0 standard, Baseband, Broadband
- Digital & Analog for data, video and audio application

MECHANICAL PROPERTIES

Minimum Bending Radius	4 X Cable Diameter
Tensile Strength	9.7 MPa (1400 PSI) for US-9106PW
	16.5 MPa (2400 PSI) for US-9106MW
Installation / Operating temperature	-40°C to 75°C
Storage Temperature	-40°C to 80°C

Part No.	Cable Type	Conductor	Jacket	Diameter (mm.)	Color	Packaging
US-9106PW	Outdoor	23AWG Solid Bare Copper	PE	6.5 (12.6)	Black	305m/Reel in Box
US-9106MW	Outdoor	23AWG Solid Bare Copper	PE	6.5 (16.5)	Black	305m/Reel in Box
US-9106PW-1	Outdoor	23AWG Solid Bare Copper	PE	6.5 (12.6)	Black	100m/Reel in Box
US-9106MW-1	Outdoor	23AWG Solid Bare Copper	PE	6.5 (16.5)	Black	100m/Reel in Box

ELECTRICAL CHARACTERSTICS

Impedance	: 100±15Ω, 1 MHz to 600 MHz
Mutual Capacitance	: 5.6 nFMax / 100m
Capacitance,Unbalance	: 160 pF Max / 100m
DC Resistance	: 6.658 ohm Max/100m
DC Resistance,Unbalance	: 2.5% Max.
Insulated Resistance	: 5000 MΩ/Km
Dielectric Strength	: 1kV/min
Propagation Delay	: 536 ns/100m Max @600MHz
Delay Skew	: 30 ns Max

CONSTRUCTION / MATERIAL

Conductor	: 23AWG Solid Bare Copper
Insulation	: HDPE
Filler Slot	: FRPE
Mylar Type	: Polyester Tape
Ripcord	: Under Jacket
Jacket	: UV-Proof, PE
Power Wire	: 24 x 0.2 mm Stranded Bare Copper (18 AWG)
Messenger Wire	: Galvanize Steel Wire, 1.3mm for US-9106MW

FREQUENCY (MHZ)	INSERTION LOSS (dB/100m)	NEXT MIN.(dB)	ACR-N MIN.(dB)	PS NEXT MIN.(dB)	PS ACR-N MIN.(dB)	ELFEXT MIN.(dB/100m)	PS ELFEXT MIN.(dB/100m)	RL MIN.(dB)
1	2.0	78.0	76.0	76.0	73.5	69.0	66.0	20.0
31.25	10.7	56.0	45.3	54.0	42.8	38.5	35.6	23.6
62.5	15.4	50.5	35.1	52.2	33.0	33.0	29.5	21.5
100	19.8	47.5	27.7	49.8	25.6	28.5	25.8	20.1
200	24.7	44.4	15.4	45.0	12.3	22.5	21.7	18.0
250	28.9	42.9	10.9	43.2	6.5	21.2	18.0	17.3
300	32.8	41.5	4.9	40.7	1.9	18.5	15.6	16.8
400	39.7	38.5	-	37.5	-	16.5	13.7	15.9
550	48.9	36.7	-	34.5	-	13.5	10.7	14.9
600	51.1	36.5	-	34.5	-	13.0	10.0	14.7

Category 6

Ultra (600MHz) F/UTP Cables

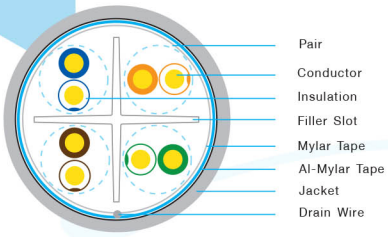

US-9136LSZH / US-9136

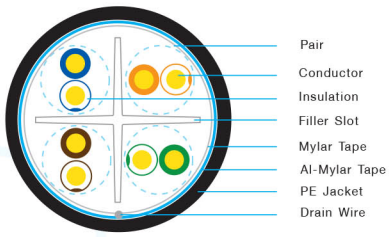

US-9136PE

STANDARD

- ANSI/TIA-568.2-D Category 6
- ISO/IEC 11801 : 2017 Class E
- EN 50173-1 Category 6
- ICEA S-102-700 Category 6
- EN 50288-5-1, NEMA WC 66
- IEC 61156-5, ASTM D4566-98
- IEC 60332-1-2, IEC 61034-2, IEC 60754-2
- UL Listed CM, CMR, CMP and LSZH
- 3P Verified to TIA-568-C.2 CAT 6
- UL E197771, RoHS Compliant

APPLICATION

- Structure cabling for horizontal and building backbone
- 10G BASE-T (IEEE 802.3an) *55m
- 2.5G/5G BASE-T (IEEE 802.3bz)
- 10/100/1000 BASE-T (IEEE 802.3i/u/ab)
- IEEE 802.3af/at (PoE/PoE+), IEE802.3bt (Type4)
- 52/155/622 Mbps and 1.2 Gbps ATM
- 4/16 Mbps Token Ring
- TP-PMD, TPDDI, ISDN, CDDI, VoIP
- HD BaseT 2.0 standard, Baseband, Broadband
- Digital & Analog for data, video and audio application

MECHANICAL PROPERTIES

Minimum Bending Radius	4 X Cable Diameter
Tensile Strength	110N(25lbf) for US-9136LSZH 9.7 MPa(1400 PSI) for US-9136PE
Ultimate Breaking Strength	>400 N (90lbf)
Installation / Operating temperature	-20°C to 60°C (-40°C to 75°C for US-9136PE)
Storage Temperature	-20°C to 80°C (-40°C to 80°C for US-9136PE)

Part No.	UL/NEC Flame Rating	Conductor	Jacket	Diameter (mm.)	Color	Packaging
US-9136LSZH	LSZH	23AWG Solid Bare Copper	FR-LSZH	7.0	White	305m/Roll
US-9136	CMR	23AWG Solid Bare Copper	FR-PVC	7.0	White	305m/Roll
US-9136PE	OUTDOOR	23AWG Solid Bare Copper	PE	7.2	Black	305m/Roll

ELECTRICAL CHARACTERSTICS

Impedance	: 100±5Ω, 1 MHz to 600 MHz
Mutual Capacitance	: 5.6 nFMax / 100m
Capacitance,Unbalance	: 160 pF Max / 100m
DC Resistance	: 6.658 ohm Max/100m
DC Resistance,Unbalance	: 3% Max
Insulated Resistance	: 5000 MΩ/Km
Dielectric Strength	: 1kV/min
Propagation Delay	: 536 ns/100m Max @600MHz
Delay Skew	: 30 ns Max

CONSTRUCTION / MATERIAL

Conductor	: 23AWG Solid/Stranded Bare Copper
Insulation	CM, CMR, LSZH, OUTDOOR : HDPE CMP : FEP
Filler Slot	: FRPE
Mylar	: Mylar Tape
Drain Wire	: Tinned Copper
Shielded	: AL-Mylar Tape
Ripcord	: Under Jacket
Jacket	CM, CMR : FR-PVC CMP : FR-PVC (Low Smoke) LSZH : FR-LSZH OUTDOOR : UV-Proof, PE

FREQUENCY (MHZ)	INSERTION LOSS (dB/100m)	NEXT MIN.(dB)	ACR-N MIN.(dB)	PS NEXT MIN.(dB)	PS ACR-N MIN.(dB)	ACR-F MIN.(dB/100m)	PS ACR-F MIN.(dB/100m)	RL MIN.(dB)
1	2.0	78.0	76.0	76.0	73.5	69.0	66.0	20.0
31.25	10.7	56.0	45.3	54.0	42.8	38.5	35.6	23.6
62.5	15.4	50.5	35.1	52.2	33.0	33.0	29.5	21.5
100	19.8	47.5	27.7	49.8	25.6	28.5	25.8	20.1
200	24.7	44.4	15.4	45.0	12.3	22.5	21.7	18.0
250	28.9	42.9	10.9	43.2	6.5	21.2	18.0	17.3
300	32.8	41.5	4.9	40.7	1.9	18.5	15.6	16.8
400	39.7	38.5	-	37.5	-	16.5	13.7	15.9
550	48.9	36.7	-	34.5	-	13.5	10.7	14.9
600	51.1	36.5	-	34.5	-	13.0	10.0	14.7

Category 6

Patch Panels



LINK Logo

Push Flip Label

Dust Cover

LINK Category 6 Patch Panel is designed to mount on 19" EIA rack with light weight and very easy to terminate and arrange the cable on back of patch panel with Cable Management Support Bar. LINK CAT 6 Patch Panel transmission data rates is exceeded the requirement of ANSI/TIA- 568.2-D Category 6 performance. LINK Category 6 Patch Panel consists of 6-port jack module allows easy replacement and maintenance. The termination is provided label color recommend T568B and universal pattern (568A/B) for easy to read and prevent termination errors. The 6-port jack module is designed for preventing the effect of terminate to interrupt on another ports. The Patch Panel also supply with cable support bar and cable tie to keep the cable arrange and managment and avoid cable from over bending.

SPECIFICATION

Standard	: ANSI/TIA-568.2-D Category 6, ISO IEC11801:2017 Class E and EN50173-1
Application	: 10/100/1000 BASE-T, 2.5G/5G, 10G BASE-T, IEEE 802.3i/u/ab/bz/an, PoE/PoE+/4PPoE, 4/16 Token Ring, 52/155/622Mbps and 1.2Gbps ATM, ISDN, VoIP and other
Wiring Pattern	: T568B / T568A Universal Color Pattern
Panel	: SPCC Steel light weight w/ Black powder coating
Label	: White Paper insert within clear plastic cover (Push Flip Label design)
Cable Organizing	: Cable Support Bar and Cable Ties
Connector Type	: RJ45 8 Pin
Jack Contact	: Phosphor Bronze with over 50 micro-inches gold plating
Termination Block	: Dual Type 110 IDC or KRONE
IDC Contact	: Phosphor Bronze with tin over 50 micro-inches tin lead plated
Durability	: 800 mating cycles (Jack Contact) 200 re-termination cycles (IDC contact)
Wire Size	: 26AWG - 22AWG Solid & Stranded Wire
Approvals	: UL Listed E196947 and Intertek Channels Test
Certified	: Lead-free & RoHS Compliant

Part No.	Description	Height	Figure
US-3124A	CAT6+ PATCH PANEL 24 PORT w/Management, Dust Cover, New Label	1.75" (1U)	A
US-3148A	CAT6+ PATCH PANEL 48 PORT w/Management, Dust Cover, New Label	3.50" (2U)	B

A

B

Category 6

RJ45 Modular Plugs



A B C

LINK offer plugs in standard configurations to terminate modular cords for patching or working applications. Simplified termination due to a unique process. The mechanical of 2 layer and pre-insert bar optimizes performance and consistency by reduce untwist at plug. Shielded plug housing provides conductive patch for grounding.

SPECIFICATION

Standard	: ANSI/TIA-568.2-D Category 6, ISO/IEC11801:2017 Class E and EN50173-1
Application	: 10/100/1000 BASE-T, 2.5G/5G, 10G BASE-T, IEEE 802.3i/u/ab/bz/an, PoE/PoE+, 4/16 Token Ring, PoE/PoE+/4PPoE, 4/16 Token Ring, 52/155/622Mbps and 1.2Gbps ATM, ISDN, VoIP and other
Housing	: Polycarbonate, UL94V-0 with LINK logo
Structure	: 2 Layer with pre-insert bar
Contacts	: Phosphor Bronze with over 50 micro-inches gold plating
Accept Wire	: 26AWG - 22AWG Solid & Stranded Wire
Certified	: Lead-free & RoHS Compliant

Part No.	Description	No. of Position	Packing	Figure
US-1002	CAT 6 RJ45 Modular Plug	8	10 Each/Pkg	A
US-1062-X	CAT 6 RJ45 Modular Plug, Crystal	8	10 Each/Pkg	B
US-1004	SHIELD CAT 6 RJ45 Modular Plug	8	1 Each/Pkg	C

X Color = 2 (Red), 3 (Green), 4 (Blue), 5 (Yellow), 6 (Black)

Locking Plug Boots

LINK Plug Boots are designed to cover which protect RJ45 plugs and cables. It produces from special PVC with rubber for protect each of plug and easy to remove. It helps you solve your hard time finding the end of cable for maintenance or relocation or makes organizing your patch cord system quickly. It is suitable for both field terminated or patch cord maker and also for unshield and shield plug.



Locking Plug Boot

Part No.	Description	Packing
US-662X	CAT 6 Locking Plug Boot, OD 6.5 mm	10 Each/Pkg

X Color = 0 (Transparent), 1IW (White), 2 (Red), 3 (Green), 4 (Blue), 5 (Yellow)

Category 6

RJ45 Modular Jacks

LINK Category 6 RJ45 modular jack, Slim type compliant ISO/IEC11801 Class E and ANSI/TIA- 568.2-D requirements for category 6 performance. The Jacks accept 22-26 AWG solid conductor and combine two wiring of T568A/B (Universal color pattern) for easy installation. The unshield Jacks is design of 110 IDCimpact tool and Krone insertion tools and LINK fast termination tool which can be protect of dust by cover cap with cable tie for long life guaranteed.

A



B

C

D

E

SPECIFICATION

Standard	: ANSI/TIA-568.2-D Category 6, ISO/IEC11801 : 2017 Class E, EN50173-1
Application	: 10/100/1000 BASE-T, 2.5G/5G, 10G BASE-T, IEEE 802.3i/u/ab/bz/an, PoE/PoE+/4PPoE, 4/16 Token Ring, 52/155/622Mbps and 1.2Gbps ATM, ISDN, VoIP and other
Product Type	: RJ45 Jack with Cover caps
Wiring Pattern	: T568B/T568A Universal Color Pattern
Housing Material	: High Impact Flame Retardant Plastic
Housing Flame Rating	: UL 94V-0 ABS+PC
Contact Material	: Phosphor Bronze with over 50 micro-inches gold plating
Termination Block	: Dual Type 110 IDC or Krone
IDC Contact	: Phosphor Bronze with tin over 150 micro-inches nickel under plated
Durability	: 800 mating cycles (Jack Contact) 200 re-termination cycles (IDC contact)
Tool Free (Tooless Type)	: 180° IDC, UL94V-0 ABS+PC
Shield Cover (Shield Type)	: 50-60 micro-inches Nickels Plating over Phosphor Bronze
Accept Wire Size	: 26AWG - 22AWG Solid & Stranded Wire
Approvals	: UL Listed E196947 and Intertek Channel Test
Certified	: Lead-free & RoHS Compliant

Part No.	Description	Type	Color	Figure
US-1006A	CAT6 RJ45 Slim White Jack (Color Changeable)	Unshield	White	A
US-1006SL*	CAT 6 RJ45 MODULAR JACK, SLIM TYPE	Unshield	White	B
US-1006STF	CAT 6 RJ45 MODULAR JACK, SLIM TOOL FREE	Unshield	White	C
US-1006TFAS	CAT 6 RJ45 MODULAR JACK, Tool free, Auto Shutter	Unshield	White	D
US-1014	CAT 6 RJ45 MODULAR JACK, SHIELD	Full Shield	Metallic	E

*US-1006SL Available 12 Color

In-Line Couplers

LINK In-Line Couplers provide a 180 Jack to Jack Splice. Couplers are available in eight position RJ45 Styles allow a simple operation with holizontal cables, which can easily be extended. Broken cables can be coupled without laying new complete cable segment. LINK In-Line Couplers are universal standards for all RJ45 Modular Plugs.

SPECIFICATION

Standard	: ANSI/TIA-568.2-D Category 6, ISO/IEC11801:2017 Class D and EN50173-1
Application	: 10/100/1000 BASE-T, 2.5G/5G, 10G BASE-T, IEEE 802.3i/u/ab/bz/an, PoE/PoE+/4PPoE, 4/16 Token Ring, 52/155/622Mbps and 1.2Gbps ATM, ISDN, VoIP and other
Type of Product	: RJ45 JACK to RJ45 JACK
Color	: White / Metallic with LINK logo
Certified	: Lead-free & RoHS Compliant

A

B

C

Part No.	Description	Color	Figure
US-4006	CAT 6 IN-LINE COUPLERS	White	A
US-4006IL	CAT 6 IN-LINE COUPLERS, for PATCH PANEL	White	B
US-4006S	SHIELD CAT 6 IN-LINE COUPLERS	Metallic	C

Category 6

Patch Cords



These cables feature all the benefits of professional assembly with high -quality control with an RJ45 modular plug with a transparent boot. The outer jacket material is made from LSZH compound to reduce the amount of toxic smoke and corrosive gas emitted during burned, for the user's safety. LINK offers Category 6 (CAT6) patch cord that will provide years of dependable use, these patch cords are nearly impossible to damage! It is a smart and sound investment. All of the colored patch cords are T568B pinning with 100% test.

CAT6 RJ45 to RJ45 Patch Cord, LSZH

Part No.	Description	Length (m.)
US-5101LZ-X	CAT 6 RJ45 to RJ45 PATCH CORD, LSZH	1
US-5102LZ-X	CAT 6 RJ45 to RJ45 PATCH CORD, LSZH	2
US-5103LZ-X	CAT 6 RJ45 to RJ45 PATCH CORD, LSZH	3
US-5105LZ-X	CAT 6 RJ45 to RJ45 PATCH CORD, LSZH	5
US-5110LZ-X	CAT 6 RJ45 to RJ45 PATCH CORD, LSZH	10
US-5115LZ-X	CAT 6 RJ45 to RJ45 PATCH CORD, LSZH	15
US-5120LZ-X	CAT 6 RJ45 to RJ45 PATCH CORD, LSZH	20

X Color = 1 (White), 2 (Red), 3 (Green), 4 (Blue), 5 (Yellow)

SPECIFICATION

Standard : ANSI/TIA-568.2-D Category 6, ISO/IEC11801:2017 Class E and EN50173-1
Application : 10/100/1000 BASE-T, 2.5G/5G, 10G BASE-T, IEEE 802.3i/u/ab/bz/an, PoE/PoE+/4PPoE, 4/16 Token Ring, 52/155/622Mbps and 1.2Gbps ATM, ISDN, VoIP and other
Cable : Stranded wire flexible UTP category 6 performance
Flame rating : LSZH or CM
Color : White, Red, Green, Blue, Yellow
Connector : Category 6 RJ45 modular plug with over 50 micro-inches gold plating
Wire Size : 24AWG
Cover Boot : Transparent boot from manufacturer are designed to protect plugs and cables
Q.C : 100% factory assembly and testing
Approvals : Intertek Channels Test and UL Listed E197771
Certified : Lead-free & RoHS Compliant

SPECIFICATION

Standard : ANSI/TIA-568.2-D Category 6, ISO/IEC11801:2017 Class E and EN50173-1
Application : 10/100/1000 BASE-T, 2.5G/5G, 10G BASE-T, IEEE 802.3i/u/ab/bz/an, PoE/PoE+/4PPoE, 4/16 Token Ring, 52/155/622Mbps and 1.2Gbps ATM, ISDN, VoIP and other
Cable : Stranded wire flexible S/FTP category 6 performance
Flame rating : LSZH
Color : White
Connector : Category 6 RJ45 modular plug with over 50 micro-inches gold plating
Wire Size : 26AWG
Cover Boot : Transparent boot from manufacturer are designed to protect Plugs and Cables
Q.C : 100% factory assembly and testing
Certified : Lead-free & RoHS Compliant

X Color = 1 (White)

Shielded CAT6 RJ45 to RJ45 Patch Cord, LSZH

Part No.	Description	Length (m.)
US-5101SLZ-X	Shield CAT 6 RJ45 to RJ45 PATCH CORD, LSZH	1
US-5102SLZ-X	Shield CAT 6 RJ45 to RJ45 PATCH CORD, LSZH	2
US-5103SLZ-X	Shield CAT 6 RJ45 to RJ45 PATCH CORD, LSZH	3

SPECIFICATION

PERFORMANCE : ANSI/TIA-568.2-D Category 6 Channel, ISO/IEC11801 : 2017 Class E Channel
Application : IEEE802.3, 1000Base-T, 10/100Base-TX
Cable : Stranded wire flexible UTP category 6 performance
Color : Light Blue
Connector : Category 6 RJ45 modular plug with over 50 micro-inches gold plating
Wire Size : 30AWG
Cover Boot : Molding from manufacturer are designed to protect Plugs and Cables
Q.C : 100% factory assembly and testing
Certified : Lead-free & RoHS Compliant

X Color = 8 (Light Blue)

FLAT CAT6 RJ45 to RJ45 Patch Cord

Part No.	Description	Length (m.)
US-5141-X	FLAT CAT 6 RJ45 to RJ45 PATCH CORD	1
US-5142-X	FLAT CAT 6 RJ45 to RJ45 PATCH CORD	2
US-5143-X	FLAT CAT 6 RJ45 to RJ45 PATCH CORD	3
US-5145-X	FLAT CAT 6 RJ45 to RJ45 PATCH CORD	5
US-5150-X	FLAT CAT 6 RJ45 to RJ45 PATCH CORD	10
US-5155-X	FLAT CAT 6 RJ45 to RJ45 PATCH CORD	15

Category 6A

(650MHz) F/UTP Cables, FR-LSZH



US-9266LSZH

STANDARD

- ANSI/TIA-568.2-D Category 6A
- ISO/IEC 11801 : 2017 Class EA
- EN 50173-1 Category 6A
- IEC 61156-5 Category 6A
- EN 50288-10-1
- IEC 60332-1-2, IEC 61034-2, IEC 60754-2
- UL Listed CM, CMR, CMP and LSZH
- 3P Verified to Category 6A
- UL E197771, RoHS Compliant

APPLICATION

- Structure cabling for horizontal and building backbone
- 10G BASE-T (IEEE 802.3an)
- 2.5G/5G BASE-T (IEEE 802.3bz)
- 10/100/1000 BASE-T (IEEE 802.3i/u/ab)
- IEEE 802.3af/at (PoE/PoE+), IEE802.3bt (Type4)
- 52/155/622 Mbps and 1.2 Gbps ATM
- 4/16 Mbps Token Ring
- TP-PMD, TPDDI, ISDN, CDDI, VoIP
- HD BaseT 2.0 standard, Baseband, Broadband
- Digital & Analog for data, video and audio application

MECHANICAL PROPERTIES

Minimum Bending Radius	4 X Cable Diameter
Tensile Strength	110 N (25lbf)
Ultimate Breaking Strength	>400N (90lbf)
Installation / Operating temperature	-20°C to 75°C
Storage Temperature	-20°C to 80°C

Part No.	UL/NEC Flame Rating	Conductor	Jacket	Diameter (mm.)	Color	Packaging
US-9266LSZH	LSZH	23AWG Solid Bare Copper	FR-LSZH	7.5	Aqua Blue	305m/Roll
US-9266LSZH-1	LSZH	23AWG Solid Bare Copper	FR-LSZH	7.5	Aqua Blue	100m/Easy Box
US-9266	CMR	23AWG Solid Bare Copper	FR-PVC	7.6	White	305m/Roll

ELECTRICAL CHARACTERSTICS

Impedance	: 100±5Ω, 1 MHz to 650 MHz
Mutual Capacitance	: 5.6 nFMax / 100m
Capacitance,Unbalance	: 160 pF Max / 100m
DC Resistance	: 6.658 ohm Max/100m
DC Resistance,Unbalance	: 3% Max.
Insulated Resistance	: 5000 MΩ/Km
Dielectric Strength	: 1kV/min
Propagation Delay	: 534 ns/100m Max @650MHz
Delay Skew	: 25 ns Max

CONSTRUCTION / MATERIAL

Conductor	: 23AWG Solid Bare Copper
Insulation	CMR, LSZH : HDPE
	CMP : FEP
Mylar	: Mylar Tape
Drain Wire	: Tinned Copper
Shielded	: AL-Mylar Tape
Jacket	CMR : FR-PVC
	CMP : FR-PVC(Low Smoke)
	LSZH : FR-LSZH

FREQUENCY (MHZ)	INSERTION LOSS (dB/100m)	RL MIN.(dB)	NEXT MIN.(dB)	PS NEXT MIN.(dB)	ACRF MIN.(dB)	PS ACRF MIN.(dB)	PS ANEXT MIN.(dB)	PS AACRF (dB/100m)
1.0	2.0	20.0	78.3	76.0	71.8	68.8	67.0	67.0
31.25	10.4	23.6	55.9	53.9	41.9	38.9	67.0	48.3
62.50	14.9	21.5	51.4	49.4	35.9	32.9	65.0	42.3
100.0	19.0	20.1	48.3	46.3	31.8	28.8	62.5	38.2
200.0	27.5	18.0	43.8	41.8	24.6	22.8	58.0	32.2
250.0	31.0	17.3	42.3	40.3	23.8	20.8	56.5	30.2
300.0	34.2	16.8	41.1	39.3	22.3	19.3	55.3	28.7
500.0	45.3	15.2	37.8	35.8	17.8	14.8	52.0	24.2
550.0	47.7	17.2	37.2	35.2	-	-	-	-
650.0	52.4	16.7	36.1	34.6	-	-	-	-

Category 6A

(500MHz) FTP Cables, FR-LSZH

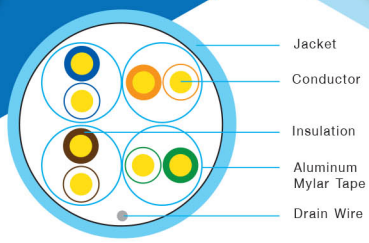

US-9256LSZH
U/FTP

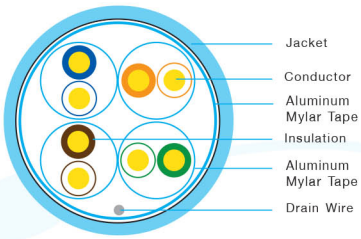

US-9267LSZH
F/FTP

STANDARD

- ANSI/TIA-568.2-D Category 6A
- ISO/IEC 11801 : 2017 Class EA
- EN 50173-1 Category 6A
- IEC 61156-5 Category 6A
- EN 50288-10-1
- IEC 60332-1-2, IEC 61034-2, IEC 60754-2
- ETL Verified to Category 6A
- RoHS Compliant

APPLICATION

- Structure cabling for horizontal and building backbone
- 10G BASE-T (IEEE 802.3an)
- 2.5G/5G BASE-T (IEEE 802.3bz)
- 10/100/1000 BASE-T (IEEE 802.3i/u/ab)
- IEEE 802.3af/at (PoE/PoE+), IEE802.3bt (Type4)
- 52/155/622 Mbps and 1.2 Gbps ATM
- 4/16 Mbps Token Ring
- TP-PMD, TPDDI, ISDN, CDDI, VoIP
- HD BaseT 2.0 standard, Baseband, Broadband
- Digital & Analog for data, video and audio application

MECHANICAL PROPERTIES

Minimum Bending Radius	4 X Cable Diameter
Tensile Strength	110 N (25lbf)
Ultimate Breaking Strength	>400N (90lbf)
Installation / Operating temperature	-20°C to 75°C
Storage Temperature	-20°C to 80°C

Part No.	UL/NEC Flame Rating	Conductor	Jacket	Diameter (mm.)	Color	Packaging
US-9256LSZH	LSZH	23AWG Solid Bare Copper	FR-LSZH	7.4	Aqua Blue	305m/Roll
US-9267LSZH	LSZH	23AWG Solid Bare Copper	FR-LSZH	7.59	Aqua Blue	305m/Roll

ELECTRICAL CHARACTERSTICS

Impedance	: 100±5Ω, 1 MHz to 500 MHz
Mutual Capacitance	: 5.6 nFMax / 100m
Capacitance,Unbalance	: 160 pF Max / 100m
DC Resistance	: 6.658 ohm Max/100m
DC Resistance,Unbalance	: 2% Max. (for US-9256LSZH) 3% Max. (for US-9267LSZH)
Insulated Resistance	: 5000 MΩ/Km
Dielectric Strength	: 1kV/min
Propagation Delay	: 534 ns/100m Max @500MHz
Delay Skew	: 25 ns Max

CONSTRUCTION / MATERIAL

Conductor	: 23AWG Solid Bare Copper
Insulation	: Foam/Skin HDPE
Drain Wire	: Tinned Copper
Individual Shield	: AL-Mylar Tape
Overall Shield	: AL-Mylar Tape (for US-9267LSZH)
Jacket	: FR-LSZH

FREQUENCY (MHZ)	INSERTION LOSS (dB/100m)	RL MIN.(dB)	NEXT MIN.(dB)	PS NEXT MIN.(dB)	ACRF MIN.(dB)	PS ACRF MIN.(dB)	PS ANEXT MIN.(dB)	PS AACRF (dB/100m)
1.0	2.0	20.0	78.3	76.0	71.8	68.8	67.0	67.0
31.25	10.4	23.6	55.9	53.9	41.9	38.9	67.0	48.3
62.50	14.9	21.5	51.4	49.4	35.9	32.9	65.0	42.3
100.0	19.0	20.1	48.3	46.3	31.8	28.8	62.5	38.2
200.0	27.5	18.0	43.8	41.8	24.6	22.8	58.0	32.2
250.0	31.0	17.3	42.3	40.3	23.8	20.8	56.5	30.2
300.0	34.2	16.8	41.1	39.3	22.3	19.3	55.3	28.7
500.0	45.3	15.2	37.8	35.8	17.8	14.8	52.0	24.2

Category 6A

(500MHz) U/UTP Cables, FR-LSZH

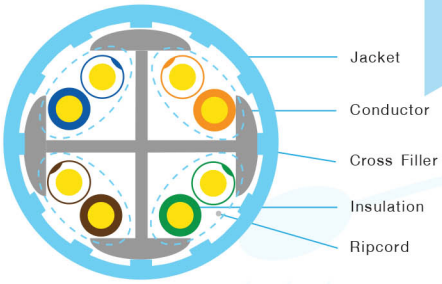

US-9146ALSZH

STANDARD

- ANSI/TIA-568.2-D Category 6A
- ISO/IEC 11801 : 2017 Class EA
- EN 50173-1 Category 6A
- IEC 61156-5 Category 6A
- EN 50288-11-1
- IEC 60332-1-2, IEC 61034-2, IEC 60754-2
- RoHS Compliant

APPLICATION

- Structure cabling for horizontal and building backbone
- 10G BASE-T (IEEE 802.3an)
- 2.5G/5G BASE-T (IEEE 802.3bz)
- 10/100/1000 BASE-T (IEEE 802.3i/u/ab)
- IEEE 802.3af/at (PoE/PoE+), IEE802.3bt (Type4)
- 52/155/622 Mbps and 1.2 Gbps ATM
- 4/16 Mbps Token Ring
- TP-PMD, TPDDI, ISDN, CDDI, VoIP
- HD BaseT 2.0 standard, Baseband, Broadband
- Digital & Analog for data, video and audio application

MECHANICAL PROPERTIES

Minimum Bending Radius	4 X Cable Diameter
Tensile Strength	110 N (25lbf)
Ultimate Breaking Strength	>400N (90lbf)
Installation / Operating temperature	-20°C to 75°C
Storage Temperature	-20°C to 80°C

Part No.	UL/NEC Flame Rating	Conductor	Jacket	Diameter (mm.)	Color	Packaging
US-9146ALSZH	LSZH	23AWG Solid Bare Copper	FR-LSZH	8.3	Aqua Blue	305m/Roll

ELECTRICAL CHARACTERSTICS

Impedance	: 100±15Ω, 1 MHz to 500 MHz
Mutual Capacitance	: 5.6 nFMax / 100m
Capacitance,Unbalance	: 160 pF Max / 100m
DC Resistance	: 6.658 ohm Max/100m
DC Resistance,Unbalance	: 3% Max.
Insulated Resistance	: 5000 MΩ/Km
Dielectric Strength	: 1kV/min
Propagation Delay	: 534 ns/100m Max @500MHz
Delay Skew	: 30 ns Max

CONSTRUCTION / MATERIAL

Conductor	: 23AWG Solid Bare Copper
Insulation	: HDPE
Cross Filler Slot	: FRPE
Ripcord	: Under Jacket
Jacket	: FR-LSZH

FREQUENCY (MHZ)	INSERTION LOSS (dB/100m)	RL MIN.(dB)	NEXT MIN.(dB)	PS NEXT MIN.(dB)	ACRF MIN.(dB)	PS ACRF MIN.(dB)	PS ANEXT MIN.(dB)	PS AACRF (dB/100m)
1.0	2.0	20.0	78.3	76.0	71.8	68.8	67.0	67.0
31.25	10.4	23.6	55.9	53.9	41.9	38.9	67.0	48.3
62.50	14.9	21.5	51.4	49.4	35.9	32.9	65.0	42.3
100.0	19.0	20.1	48.3	46.3	31.8	28.8	62.5	38.2
200.0	27.5	18.0	43.8	41.8	24.6	22.8	58.0	32.2
250.0	31.0	17.3	42.3	40.3	23.8	20.8	56.5	30.2
300.0	34.2	16.8	41.1	39.3	22.3	19.3	55.3	28.7
500.0	45.3	15.2	37.8	35.8	17.8	14.8	52.0	24.2

Category 6A

(750MHz) U/UTP Cables, FR-LSZH

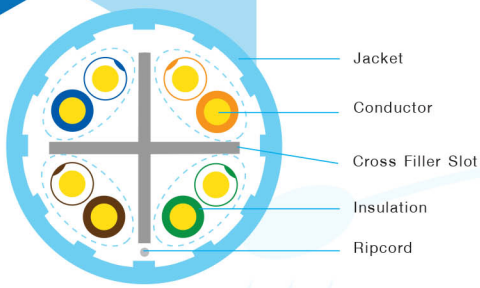

US-9146LSZH / US-9146

STANDARD

- ANSI/TIA-568.2-D Category 6A
- ISO/IEC 11801 : 2017 Class EA
- EN 50173-1 Category 6A
- IEC 61156-5 Category 6A
- EN 50288-11-1
- IEC 60332-1-2, IEC 61034-2, IEC 60754-2
- UL Listed CM, CMR, CMP and LSZH
- 3P Verified to Category 6A
- UL E197771, RoHS Compliant

APPLICATION

- Structure cabling for horizontal and building backbone
- 10G BASE-T (IEEE 802.3an)
- 2.5G/5G BASE-T (IEEE 802.3bz)
- 10/100/1000 BASE-T (IEEE 802.3i/u/ab)
- IEEE 802.3af/at (PoE/PoE+), IEE802.3bt (Type4)
- 52/155/622 Mbps and 1.2 Gbps ATM
- 4/16 Mbps Token Ring
- TP-PMD, TPDDI, ISDN, CDDI, VoIP
- HD BaseT 2.0 standard, Baseband, Broadband
- Digital & Analog for data, video and audio application

MECHANICAL PROPERTIES

Minimum Bending Radius	4 X Cable Diameter
Tensile Strength	110 N (25lbf)
Ultimate Breaking Strength	>400N (90lbf)
Installation / Operating temperature	-20°C to 75°C
Storage Temperature	-20°C to 80°C

Part No.	UL/NEC Flame Rating	Conductor	Jacket	Diameter (mm.)	Color	Packaging
US-9146LSZH	LSZH	23AWG Solid Bare Copper	FR-LSZH	8.5	Aqua Blue	305m/Roll
US-9146	CMR	23AWG Solid Bare Copper	FR-PVC	8.5	Aqua Blue	305m/Roll

ELECTRICAL CHARACTERSTICS

Impedance	: 100±15Ω, 1 MHz to 750 MHz
Mutual Capacitance	: 5.6 nFMax / 100m
Capacitance,Unbalance	: 160 pF Max / 100m
DC Resistance	: 6.658 ohm Max/100m
DC Resistance,Unbalance	: 3% Max.
Insulated Resistance	: 5000 MΩ/Km
Dielectric Strength	: 1kV/min
Propagation Delay	: 534 ns/100m Max @750MHz
Delay Skew	: 25 ns Max

CONSTRUCTION / MATERIAL

Conductor	: 23AWG Solid Bare Copper
Insulation	CM, CMR, LSZH : HDPE
	CMP : HDPE
Cross Filler Slot	: FRPE
Ripcord	: Under Jacket
Jacket	CM, CMR : FR-PVC
	CMP : FR-PVC
	LSZH : FR-LSZH

FREQUENCY (MHZ)	INSERTION LOSS (dB/100m)	RL MIN.(dB)	NEXT MIN.(dB)	PS NEXT MIN.(dB)	ACRF MIN.(dB)	PS ACRF MIN.(dB)	PS ANEXT MIN.(dB)	PS AACRF (dB/100m)
1.0	2.0	20.0	78.3	76.0	71.8	68.8	67.0	67.0
31.25	10.4	23.6	55.9	53.9	41.9	38.9	67.0	48.3
62.50	14.9	21.5	51.4	49.4	35.9	32.9	65.0	42.3
100.0	19.0	20.1	48.3	46.3	31.8	28.8	62.5	38.2
200.0	27.5	18.0	43.8	41.8	24.6	22.8	58.0	32.2
250.0	31.0	17.3	42.3	40.3	23.8	20.8	56.5	30.2
300.0	34.2	16.8	41.1	39.3	22.3	19.3	55.3	28.7
500.0	45.3	15.2	37.8	35.8	17.8	14.8	52.0	24.2
550.0	47.7	17.2	37.2	35.2	-	-	-	-
650.0	52.4	16.7	36.1	34.6	-	-	-	-
750.0	56.8	16.0	35.2	33.2	-	-	-	-

Category 6A

Patch Panels

Individual Jack Module

Auto Shutter

LINK Logo

LINK Category 6A Patch Panel is designed to mount on 19" EIA rack with light weight and very easy to terminate and arrange the cable on back of patch panel with Cable Management Support Bar LINK CAT 6A Patch Panel transmission data rates is exceeded the requirement of ANSI/TIA- 568.2-D Category 6A performance and 10GBase-T (IEEE802.3an).

LINK Category 6A Patch Panel consists of individual jack module allows easy replacement and maintenance and can prevent the effect of terminate to interrupt on another ports. The termination is provided label color recommend T568B and universal pattern (T568A/B) for easy to read and prevent termination errors. The Patch Panel also supply with cable management bracket and cable tie to keep the cable arrange and management and avoid cable from over bending.

A

B

SPECIFICATION

Standard	: ANSI/TIA-568.2-D Category 6A, ISO/IEC-11801:2017 Class EA, EN50173-1
Applications	: 10/100/1000 BASE-T, 2.5G/5G, 10G BASE-T IEEE 802.3i/u/ab/bz/an, PoE/PoE+/4PPoE, 4/16 Token Ring, 52/155/622Mbps and 1.2Gbps ATM, ISDN, VoIP and other
Wiring Pattern	: T568B / T568A Universal Color Pattern
Product Type	: Patch Panel with cable management
Panel	: Steel black color powder coating
Cable Organizing	: Cable support bar (Cable management) and cable ties
Connector Contact	: Auto Shutter CAT6A RJ45 Modular Jack or Shield CAT6A RJ45 Modular Jack
Contact Material	: Phosphor Bronze with over 50 micro-inches gold plating
Termination Block	: Tool Free
IDC Contact	: Phosphor Bronze with tin over 100 micro-inches nickel under plated
Durability	: 1000 mating cycles (Jack Contact) 200 re-termination cycles (IDC contact)
Wire Size	: 26AWG - 22AWG Solid & Stranded Wire
Approvals	: UL Listed E196947 and Intertek Channel Test
Certified	: Lead-free & RoHS Compliant

Part No.	Description	Height	Type	Figure
US-3324S	SHIELD CAT 6A PATCH PANEL 24 PORT w/ Cable management	1.75" (1U)	Shield	A
US-3224A	CAT 6A PATCH PANEL 24 PORT w/ Cable management	1.75" (1U)	Unshield	B

Angle Patch Panels

SPECIFICATION

Standard	: ANSI/TIA-568.2-D Category 6A, ISO/IEC-11801 Class EA, EN50173-1 and IEEE 802.3an (10GBase T)
Applications	: 10/100/1000 BASE-T, 2.5G/5G, 10G BASE-T, IEEE 802.3i/u/ab/bz/an, PoE/PoE+/4PPoE, 4/16 Token Ring, 52/155/622Mbps and 1.2Gbps ATM, ISDN, VoIP and other
Wiring Pattern	: T568B / T568A Universal Color Pattern
Product Type	: Angle Patch Panel with cable management
Panel	: Steel black color powder coating
Cable Organizing	: Cable support (Cable management) bar and cable ties
Connector Contact	: CAT6A RJ45 Modular Jack or Shield CAT6A RJ45 Modular Jack
Contact Material	: Phosphor Bronze with over 50 micro-inches gold plating
Termination Block	: Tool Free
IDC Contact	: Phosphor Bronze with tin over 100 micro-inches nickel under plated
Durability	: 1000 mating cycles (Jack Contact) 200 re-termination cycles (IDC contact)
Wire Size	: 26AWG - 22AWG Solid & Stranded Wire
Approvals	: UL Listed E196947 and Intertek Channel Test
Certified	: Lead-free & RoHS Compliant

A

B

Part No.	Description	Height	Type	Figure
US-3324TFAS	SHIELD CAT 6A ANGLE PATCH PANEL 24 PORT, Tool Free with Auto Shutter	1.75" (1U)	Angle Shield	A
US-3224TFAS	CAT 6A ANGLE PATCH PANEL 24 PORT, Tool Free with Auto Shutter	1.75" (1U)	Angle Unshield	B

Category 6A

RJ45 Modular Plugs

A



B

LINK Shield Category 6A RJ45 Modular Plug compliant ISO/IEC 11801 and ANSI/TIA-568.2-D requirements for category 6A performance. LINK offer plugs in standard configurations to terminate modular cord for patching or working applications. Simplified termination due to a unique process.

SPECIFICATION

Standard	: ANSI/TIA-568.2-D Category 6A, ISO/IEC11801 : 2017 Class EA
Application	: 10/100/1000 BASE-T, 2.5G/5G, 10G BASE-T, IEEE 802.3i/u/ab /bz/an, PoE/PoE+/4PPoE, 4/16 Token Ring, 52/155/622Mbps and 1.2Gbps ATM, ISDN, VoIP and other
Housing	: Zinc-alloy fully shielded
IDC Contact	: Phosphor bronze with 150 micro inch tin plated
Plug Pin Contacts	: Phosphor Bronze alloy plated with 50 micro-inch of gold
Wiring cap	: Polycarbonate, UL 94V-0
Cover Nut	: Polycarbonate, UL 94V-0
Accept Wire	: 23AWG - 26AWG Solid & Stranded Wire
Certified	: RoHS Compliant

Part No.	Description	No. of Position	Packing	Color	Figure
US-1071S	Shield Category 6A, RJ45 Modular Plug	8	1 Each/Pkg	Metallic / Gray	A
US-1070S	Shield CAT 6A RJ45 Modular PLUG w/Plug Boot (Transparent Color)	8	1 Each/Pkg	Metallic	B

RJ45 Modular Jacks

LINK Category 6A RJ45 Modular Jacks are design to provide maximum flexibility and high performance for all 10G application. Modular Jack is a new design punch down terminate by suitable with 110 or Krone connecting tools and tooless also available. Cover cap also to protect the connector from dust. The terminal supplied with T568A and T568B wiring configuration on the edge is easy to read and prevent termination errors.



A



B

SPECIFICATION

Standard	: ANSI/TIA-568.2-D Category 6A, ISO IEC11801 : 2017 Class EA, EN50173-1
Application	: 10/100/1000 BASE-T, 2.5G/5G, 10G BASE-T, IEEE 802. 3i/u/ab/bz/an, PoE/PoE+/4PPoE, 4/16 Token Ring, 52/155/622Mbps and 1.2Gbps ATM, ISDN, VoIP and other
Product Type	: RJ45 Jack with cover caps
Wiring Pattern	: T568B/T568A Universal Color Pattern
Housing Material	: High Impact Flame Retardant Plastic (Unshield), Zine Alloy with nickel plate (shield)
Housing Flammability Rating	: UL94V-0 ABS
Jack Contact	: Phosphor Bronze with over 50 micro-inches gold plating
Termination Block	: Tool free
IDC Contact	: Phosphor Bronze with tin over 150 micro-inches nickel under plated
Durability	: 1000 mating cycles (Jack Contact) 200 re-termination cycles (IDC contact)
Tool Free (Tooless Type)	: 180° IDC, UL94V-0 ABS
Shield Cover (Shield Type)	: Zinc Alloys, with nickel plate
Accept Wire Size	: 26AWG - 22AWG Solid & Stranded Wire
Approvals	: UL Listed E196947 and Intertek Channel Test
Certified	: Lead-free & RoHS Compliant

Part No.	Description	Type	Color	Figure
US-1034TFAS	Shield CAT 6A RJ45 Modular Jack, Tool Free, Auto Shutter	Shield	Metallic	A
US-1022TFAS	CAT 6A RJ45 Modular Jack, Superslim Tool Free, Auto Shutter	Unshield	Gray/Metallic	B

Category 6A

Patch Cords

These cables feature all the benefits of professional assembly with high-quality control with an RJ45 modular plug with a transparent boot. The outer jacket material is made from LSZH compound to reduce the amount of toxic smoke and corrosive gas emitted during burned, for the user's safety. LINK offers Category 6A (CAT6A) patch cord that will provide years of dependable use, these patch cords are nearly impossible to damage! It is a smart and sound investment. All of the colored patch cords are T568B pinning with 100% test.

SPECIFICATION

Standard	: ANSI/TIA-568.2-D Category 6A, ISO/IEC 11801 : 2017 Class EA, EN 50173-1
Application	: 10/100/1000 BASE-T, 2.5G/5G, 10G BASE-T, IEEE 802.3i/u/ab/bz/an, PoE/PoE+/4PPoE, 4/16 Token Ring, 52/155/622Mbps and 1.2Gbps ATM, ISDN, VoIP and other
Cable	: Stranded wire flexible S/FTP category 6A performance
Flame rating	: LSZH or CM
Color	: White, Aqua blue (Available color on request)
Connector	: Category 6A RJ45 modular plug with over 50 micro-inches gold plating
Wire Size	: 26 AWG
Cover Boot	: Transparent boot from manufacturer are designed to protect plugs and cables
Q.C.	: 100% factory assembly and testing
Approvals	: Intertek Channel Test
Certified	: Lead-free & RoHS Compliant

Ex. US-5201SLZ-1

: Shield CAT6A RJ45 to RJ45 Patch Cord, LSZH, White, 1 meter



Ex. US-5201SLZ-9

: Shield CAT6A RJ45 to RJ45 Patch Cord, LSZH, Aqua blue, 1 meter

Part No.	Description	Length (m.)	Color
US-5201SLZ-X	Shielded CAT6A RJ45 to RJ45 Patch Cord, LSZH	1	White, Aqua blue
US-5202SLZ-X	Shielded CAT6A RJ45 to RJ45 Patch Cord, LSZH	2	White, Aqua blue
US-5203SLZ-X	Shielded CAT6A RJ45 to RJ45 Patch Cord, LSZH	3	White, Aqua blue
US-5205SLZ-X	Shielded CAT6A RJ45 to RJ45 Patch Cord, LSZH	5	White, Aqua blue
US-5210SLZ-X	Shielded CAT6A RJ45 to RJ45 Patch Cord, LSZH	10	White, Aqua blue
US-5215SLZ-X	Shielded CAT6A RJ45 to RJ45 Patch Cord, LSZH	15	White, Aqua blue
US-5220SLZ-X	Shielded CAT6A RJ45 to RJ45 Patch Cord, LSZH	20	White, Aqua blue

X Color = 1 (White), 9 (Aqua Blue)

In-Line Couplers

LINK In-Line Couplers provide a 180 Jack to Jack Splice. Couplers are available in eight position RJ45 Styles allow a simple operation with holizontal cables, which can easily be extended. Broken cables can be coupled without laying new complete cable segment. LINK In-Line Couplers are universal standards for all RJ45 Modular Plugs.

SPECIFICATION

Standard	: ANSI/TIA-568.2-D Category 6A, ISO IEC-11801 : 2017 Class EA, EN50173-1
Application	: 10/100/1000 BASE-T, 2.5G/5G, 10G BASE-T, IEEE 802.3i/u/ab/bz /an, PoE/PoE+, 4/16 Token Ring, 52/155/622Mbps and 1.2Gbps ATM, ISDN, VoIP and other
Product Type	: RJ45 Jack to RJ45 Jack
Color	: White / Metallic with LINK logo
Certified	: Lead - free & RoHS Compliant

A

B

Part No.	Description	Type	Color	Figure
US-4007SIL	SHIELD CAT 6A IN-LINE COUPLERS	Shield	Metallic	A
US-4007IL	CAT 6A IN-LINE COUPLERS	Unshield	White	B

Category 8

(2000 MHz) S/FTP Cables

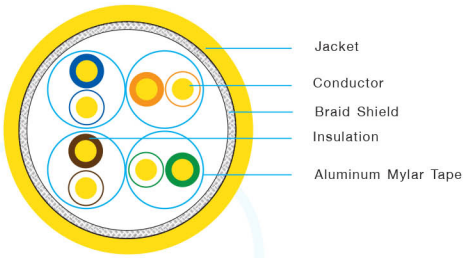

US-9488LSZH

STANDARD

- ANSI/TIA-568.2-D Category 8
- IEC 61156-9 Category 8.2
- ISO/IEC 11801 Class I
- IEC 60332-1-2, IEC 61034-1
- IEC 60754-1, IEC 60754-2
- RoHS Compliant

APPLICATION

- Structure cabling for horizontal and building backbone
- 25/40G BASE-T(IEEE 802.3bq/ba 25/40Gigabit Ethernet) *30m
- 10G BASE-T (IEEE 802.3an 10Gigabit Ethernet)
- 10/100/1000 BASE-T (IEEE 802.3i/u/ab)
- IEEE 802.3af/at (PoE/PoE+), IEEE 802.3bt (Type 4)
- 155/622Mbps and 1.2Gbps ATM
- 4/16 Mbps Token Ring
- HD BaseT2.0 standard, Baseband, Broadband
- Digital&Analog for Data, Video and audio application

MECHANICAL PROPERTIES

Minimum Bending Radius	4 X Cable Diameter
Tensile Strength	110 N (25lbf)
Ultimate Breaking Strength	>400N (90lbf)
Installation / Operating temperature	-20°C to 75°C
Storage Temperature	-20°C to 80°C

Part No.	UL/NEC Flame Rating	Conductor	Jacket	Diameter (mm.)	Color	Packaging
US-9488LSZH	LSZH	22AWG Solid Bare Copper	FR-LSZH	8.4	Yellow	305m/Roll

ELECTRICAL CHARACTERSTICS

Capacitance,Unbalance	: 99 pF Max/30m
DC Resistance	: 2.1 ohm Max/30m
DC Resistance,Unbalance	: 4% Max.
Insulated Resistance	: 5000 MΩ/Km
Dielectric Strength	: 1.7kV/2 sec
Propagation Delay	: 160.2 ns/30m Max @2000MHz
Delay Skew	: 13.5 ns Max

CONSTRUCTION / MATERIAL

Conductor	: 22AWG Solid Bare Copper
Insulation	: Foam/Skin HDPE
Individual Shield	: AL-Mylar Tape
Overall Shield	: Braid Shield Coverage (TC)
Jacket	: FR-LSZH

FREQUENCY (MHZ)	INSERTION LOSS (dB/100m)	NEXT MIN.(dB)	PS NEXT MIN.(dB)	ACR-F MIN.(dB/100m)	PS ACR-F MIN.(dB/100m)	TCL MIN.(dB)	RL MIN.(dB)
1	2.0	75.3	72.3	75.0	76.0	40.0	20.0
16	2.2	57.2	54.2	54.9	51.9	31.9	25.0
100	5.6	45.3	42.3	39.0	36.0	20.0	22.2
250	8.9	39.3	36.3	31.0	28.0	14.0	19.4
500	12.8	34.8	31.8	25.0	22.0	9.5	17.3
600	14.1	33.6	30.6	23.4	20.4	8.3	14.1
1000	18.6	30.3	27.3	19.0	16.0	7.0	18.6
1500	23.2	27.7	24.7	15.5	12.5	7.0	23.2
2000	27.2	25.8	22.8	13.0	10.0	7.0	27.2

Category 8

RJ45 Modular Plug

LINK Shield Category 8 RJ45 Modular Plug compliant ISO/IEC 11801 and ANSI/TIA-568.2-D requirements for category 8 performance. LINK offer plugs in standard configurations to terminate modular cord for patching or working applications. Simplified termination due to a unique process

SPECIFICATION

Standard	: ANSI/TIA-568.2-D Category 8, ISO/IEC TR 11801-99-1 IEC 60603-7-5 and EN50173-1
Application	: 40G/25G BASE-T (IEEE 802.3bq), 10G BASE-T (IEEE802.3 an) 4/16 Token ring, 155/622 and 1.2G ATM, PoE/PoE+/4PPoE, ISDN, VoIP and other
Housing	: Zinc die-casting with nicel plated
IDC Contact	: Phosphor bronze with 150 micro inch tin plated over 70 micro inch nickel under plate
Contacts	: Phosphor Bronze plated with over 50 micro-inches hard gold over 100 micro inch nickel under plate
Wire management bar	: Polycarbonate, UL 94V-0
Cover	: Zinc die-casting with nickel plated
Dust Cap	: Polyethylene, Black color
Accept Wire	: 24AWG - 22AWG Solid & Stranded Wire
Certified	: Lead-free & RoHS Compliant

Part No.	Description	No. of Position	Packing	Color
US-1081	Shield Category 8, RJ45 Modular Plug	8	1 Each/Pkg	Metal

RJ45 Modular Jacks

LINK Category 8 Shield RJ45 modular jack compliant component standard ISO/IEC 11801 Class I and ANSI/TIA-568.2-D requirements for category 8 performance. The Jacks accept 22-24 AWG solid & stranded conductor and combine two wiring of T568A/B (Universal color pattern) or easy installation. The RJ45 modular jack shall be factory assembled with high quality control and 100% test.



SPECIFICATION

Standard	: ANSI/TIA-568.2-D Category 8, ISO/IEC TR 11801-99-1 IEC 60603-7-5 and EN 50173-1
Application	: 40G/25G BASE-T (IEEE 802.3bq), 10G BASE-T (IEEE802.3an) 4/16 Token ring, 155/622 and 1.2G ATM, PoE/PoE+/4PPoE, ISDN, VoIP and other
Housing	: Zinc die-casting with nicel plated
Wiring Pattern	: T568B/T568A Universal Color Pattern
Jack Contact	: Phosphor Bronze with 50 micro-inches gold plating
IDC Contact	: Phosphor Bronze with 150 micro inch tin plated over 70 micro inch nickel under plated
IDC Block	: Polycarbonate High impact + glass fiber, UL 94V-0
Cover cap	: Polycarbonate + glass fiber, UL 94V-0
Durability	: 750 mating cycles (Jack Contact) 200 re-termination cycles (IDC contact)
Accept Wire Size	: 24AWG - 22AWG Solid & Stranded Wire
Certified	: Lead-free & RoHS Compliant

Part No.	Description	No. of Position	Packing	Color
US-1044TF	Shield Category 8, RJ45 Modular Jack	8	1 Each/Pkg	Metal

Category 5e

UTP 25 Pair Cables

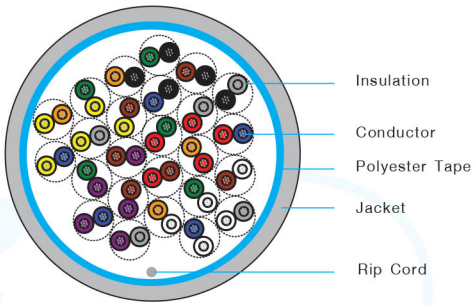

US-9025E

STANDARD

- ANSI/TIA-568.2-D Category 5E
- ISO/IEC 11801 : 2017 Class D
- EN 50173-1 Category 5E
- ICEA S-90-661 Category 5E
- EN 50288-3-1,NEMA WC 63.1
- IEC 61156-5, ASTM D4566-98,IEC 60332-1-2
- UL Listed CM, CMR, CMP and LSZH
- ETL and 3P Verified to TIA-568-C.2 CAT 5E
- UL E197771, INTERTEK, RoHS Compliant

APPLICATION

- 1000 BASE-T (IEEE 802.3ab Gigabit Ethernet)
- 100 BASE-TX (IEEE 802.3u Fast Ethernet)
- 10 BASE-T (IEEE 802.3 Ethernet)
- 155/622Mbps and 1.2Gbps ATM
- 4/16 Mbps Token Ring
- POE, POE+ (IEEE 802.3af, IEEE 802.3at)
- TP-PMD, TPDDI, ISDN, VoIP
- Analog & Digital Voice, Digital & Analog Video

MECHANICAL PROPERTIES

Minimum Bending Radius	8 X Cable Diameter
Installation / Operating temperature	-20°C to 60°C
Storage Temperature	-20°C to 80°C

Part No.	UL/NEC Flame Rating	Conductor	Jacket	Diameter (mm.)	Color	Packaging
US-9055E	CMR	24AWG Solid Bare Copper	FR-PVC	12.5	White	305m/Reel
US-9055ELSZH	LSZH	24AWG Solid Bare Copper	FR-LSZH	12.9	White	305m/Reel

ELECTRICAL CHARACTERSTICS

Impedance	100±15Ω
Mutual Capacitance	: 17.1 nFMax / 305m
Capacitance,Unbalance	: 330 pF Max / 100m
DC Resistance	: 28.6 ohm Max/305m
DC Resistance,Unbalance	: 2.5% Max.
Propagation Delay	: 536 ns/100m Max

CONSTRUCTION / MATERIAL

Conductor	: 24AWG Solid/Stranded Bare Copper
Insulation	CMR, LSZH : HDPE
Mylar Type	: Polyester Tape
Ripcord	: Under Jacket
Jacket	CMR : FR-PVC
	LSZH : FR-LSZH

FREQUENCY (MHZ)	INSERTION LOSS (dB/100m)	NEXT (dB/100m)	ACR (dB/100m)	ACRF (dB/100m)	RL (dB/100m)
1	2.0	77	75	68	20
4	3.8	68	64.2	56	23
8	5.3	64	58.7	50	24.5
10	6	62	56	48	25
16	7.6	59	51.4	44	25
20	8.5	58	49.5	42	25
25	9.5	56	46.5	40	24.3
31.25	10.7	55	44.3	38	23.6
62.5	15.4	50	34.6	32	21.5
100	19.8	47	27.2	28	20.1

Face Plates

with Icon & ID Label

LINK Face Plate designs for fitting standard of electrical junction box, easy installation and checking your cabling system with Icon Labeling System which complied to TIA/EIA-606 Standard. Face Plate selectable of single and double port, which is suitable for all RJ45 & RJ11 modular jack, changer and blank insert. Write-on label is protected by clear plastic cover.



SPECIFICATION

Material	: ABS/PC, UL94V-0
Color	: Shiny Ivory & Shiny White with LINK logo
ID Label	: White Paper with clear plastic cover
Icon	: Computer, Telephone, Blank
Dimension	: L 114 x W 70 x H 7mm. (2" x 4" Standard)
Approval	: UL Listed E196947 and RoHS Compliant
Support	: RJ45 Jack, Tool free RJ45 Jack, RJ11 Jack and Mutimedia Modular Insert

A

B

C

D

Part No.	Description	Figure
US-2001AWH	FACE PLATE 1 PORT with ICON & LABEL ID, Shiny White	A
US-2002AWH	FACE PLATE 2 PORT with ICON & LABEL ID, Shiny White	B
US-2001A	FACE PLATE 1 PORT with ICON & LABEL ID, Shiny Ivory	C
US-2002A	FACE PLATE 2 PORT with ICON & LABEL ID, Shiny Ivory	D

Face Plates with Shutter, Icon & ID Label

LINK Face Plates with shutter are new designed for preventing dust and humidity which easy fitting standard of electrical junction box, easy installation and checking your cabling system with ID Labeling System which complied to TIA/EIA-606 Standard. Face Plate selectable of single, double and four port. Write-on label protected by clear plastic cover. LINK Face Plate fits all types of RJ45 & RJ11 Modular Jack, changer and blank insert and have shutter for dust protection.

SPECIFICATION

Material	: ABS/PC, UL94V-0
Color	: Shiny White with LINK logo
ID Label	: White Paper with clear plastic cover
Icon	: Computer, Telephone, Blank
Dimension	: L 114 x W 70 x H 7mm. (2" x 4" Standard)
Approval	: UL Listed E196947 and RoHS Compliant
Support	: RJ45 Jack, Tool free RJ45 Jack, RJ11 Jack and Mutimedia Modular Insert

A

B

Part No.	Description	Figure
US-2121A	FACE PLATE 1 PORT with SHUTTER, ICON & ID LABEL, Shiny White	A
US-2122A	FACE PLATE 2 PORT with SHUTTER, ICON & ID LABEL, Shiny White	B

Shiny Exclusive

Face Plates

LINK shiny exclusive face plate with shutter design for fitting standard 2" x 4" box, easy installation and color are similar to electrical face plate which complied to TIA/EIA-606 standard. LINK shiny exclusive face plate with shutter fits all type of RJ45 & RJ11 modular jack and provide shutter for dust protected.

A

B

C

D

SPECIFICATION

Material	: ABS/PC UL-94V-0
Color	: Shiny White
Dimension	: L 118 x W 70 x H 8.5 mm
Approval	: UL Listed E196947 and RoHS Compliant
Support	: RJ45 Jack, Tool free RJ45 Jack, RJ11 Jack and Mutimedia Modular Insert

Part No.	Description	Figure
US-2331	Shiny exclusive face plate, 1 Port w/shutter, Shiny White	A
US-2332	Shiny exclusive face plate, 2 Port w/shutter, Shiny White	B
US-2333	Shiny exclusive face plate, 3 Port w/shutter, Shiny White	C
US-2334	Shiny exclusive face plate, 4 Port w/shutter, Shiny White	D

Shiny White Face Plates

LINK shiny white face plate design for fitting standard 2" x 4" box, easy installation and color are similar to electrical face plate which complied to TIA/EIA-606 standard. LINK shiny white face plate fits all type of RJ45 & RJ11 modular jack, multimedia insert.

SPECIFICATION

Material	: ABS/PC UL-94V-0
Color	: Shiny White
Dimension	: L 114 x W 70 x H 5.5 mm
Approval	: UL Listed E196947 and RoHS Compliant
Support	: RJ45 Jack, Tool free RJ45 Jack, RJ11 Jack and Mutimedia Modular Insert

A

B

C

D

E

Part No.	Description	Figure
US-2311	SHINY FACE PLATE, 1 Ports, Shiny White	A
US-2312	SHINY FACE PLATE, 2 Ports, Shiny White	B
US-2313	SHINY FACE PLATE, 3 Ports, Shiny White	C
US-2314	SHINY FACE PLATE, 4 Ports, Shiny White	D
US-2316	SHINY FACE PLATE, 6 Ports, Shiny White	E

Angle Face Plate

LINK Wall Box designs for fitting standard of electical junction box, easy installation. Suitable for all type of LINK standard face plate.

SPECIFICATION

Material : ABS/PC, UL94V-0
Housing Color : Ivory & White with LINK logo
Dimension : L 114 x W 70 x D 38 mm. (US-2015, US-2015WH)
: L 114 x W 70 x D 47 mm. (US-2016)
Accessory : inclued two screws and nylon anchor
Approval : RoHS Compliant

Part No.	Description
US-2342A	Angle FACE PLATE 2 Port, w/Label

Shiny Shutter Square Face Plate

Designed for change LINK RJ45 JACK for suitable with all kinds of Electrical Face Plates.

SPECIFICATION

Material : ABS/PC, UL94V-0
Color : Same as original face plate.
Approval : RoHS Compliant

A B

Part No.	Description	Figure
US-2331SQ	SHINY SHUTTER SQUARE FACE PLATE 1 Port, w/Label	A
US-2332SQ	SHINY SHUTTER SQUARE FACE PLATE 2 Port, w/Label	B

POP UP with RJ45 Modular Jacks

Our Pop Up designs for smooth open with damping and easy installation in raised floor, access floor, concrete floor or installation for your requirement. The Pop Up have floor outlet the optional 1, 2 and 3 port Included RJ45 Jack CAT5e, CAT6 and CAT6A

SPECIFICATION

Standard Jacks : ANSI/TIA-568.2-D and ISO/IEC-11801:2017 and EN50173-1
Pop Up : Stainless steel, 120 x 120 mm (L x W)
Body : Stainless steel
Gasket : IP44
Square Box : Galvanize steel with 1/2" and 3/4" knockout

A B C

D E

Part No.	Description	Dimension (mm.)	Figure
US-2021A	CAT5E NEW POP-UP STAINLESS 1 PORT w/ DAMPING	L 100 x W 100 x D 55	A
US-2022A	CAT5E NEW POP-UP STAINLESS 2 PORT w/ DAMPING	L 100 x W 100 x D 55	B
US-2023A	CAT5E NEW POP-UP STAINLESS 3 PORT w/ DAMPING	L 100 x W 100 x D 55	C
US-2031A	CAT6 NEW POP-UP STAINLESS 1 PORT w/ DAMPING	L 100 x W 100 x D 55	A
US-2032A	CAT6 NEW POP-UP STAINLESS 2 PORT w/ DAMPING	L 100 x W 100 x D 55	B
US-2033A	CAT6 NEW POP-UP STAINLESS 3 PORT w/ DAMPING	L 100 x W 100 x D 55	C
US-2061A	FLOOR OUTLET STAINLESS w/LINK CAT.6A JACK 1 OUTLET (LOADED) Metallic	L 100 x W 100 x H 53	D
US-2062A	FLOOR OUTLET STAINLESS w/LINK CAT.6A JACK 2 OUTLET (LOADED), Metallic	L 100 x W 100 x H 53	E

Wall Boxes



LINK Wall Box designs for fitting standard of electical junction box, easy installation. Suitable for all type of LINK standard face plate.

SPECIFICATION

Material : ABS/PC, UL94V-0
Housing Color : Ivory & White with LINK logo
Dimension : L 114 x W 70 x D 38 mm. (US-2015, US-2015WH)
Accessory : L 114 x W 70 x D 47 mm. (US-2016)
Approval : inclued two screws and nylon anchor
: RoHS Compliant

Part No.	Description	Dimension (mm.)	Color	Figure
US-2015WH	WALL BOX 2" x 4", White	L 114 x W 70 x D 38	White	A
US-2015	WALL BOX 2" x 4", Original	L 114 x W 70 x D 38	Ivory	B
US-2016	WALL BOX 2" x 4", Deep	L 114 x W 70 x D 47	White	C
US-2015SQ	SQUARE WALL BOX , White	L 86 x W 86 x D 37	White	D

Surface Mounted Boxes

LINK Surface Mounted Boxes with shutter design for Installation on the floor, on the wall or Installation for your requirement. The Surface Mount Boxes have the optional 1 port and 2 port for your requirement. Surface Mount Boxes suitable with LINK modular jack only.

SPECIFICATION

Material : ABS/PC, UL94V-0
Housing Color : White with blue logo
ID. Label : White Paper with clear plastic cover
Icon (Only Shutter) : Computer, Telephone, Blank
Approval : UL Listed E196947 and RoHS Compliant
Support : RJ45 Jack, Tool free RJ45 Jack, RJ11 Jack and Mutimedia Modular Insert



Part No.	Description	Dimension (mm.)	Figure
US-2118	SURFACE MOUNT BOXE 1 PORT, With SHUTTER	L 65 x W 37 x H 30	A
US-2119	SURFACE MOUNT BOXE 2 PORT, With SHUTTER	L 65 x W 70 x H 30	B
US-2401	SURFACE MOUNT BOXE 1 PORT	L 50 x W 30 x H 30	C
US-2402	SURFACE MOUNT BOXE 2 PORT	L 50 x W 50 x H 30	D
US-2406	SURFACE MOUNT BOXE 6 PORT	L 120 x W 170 x H 38	E

Face Plate Changers

Designed for change LINK RJ45 JACK for suitable with all kinds of Electrical Face Plates.

SPECIFICATION

Material : ABS/PC, UL94V-0
Color : Same as original face plate.
Approval : RoHS Compliant



Part No.	Description	Color	Package	Figure
US-2005	CHANGER For Full Colour Panasonic Face Plate	Panasonic, Full Color	10 Pcs/Bag	A
US-2006	CHANGER For Wide Series Panasonic Face Plate	Panasonic, Wide	10 Pcs/Bag	B
US-2107	CHANGER For Magic Bticino Face Plate	Bticino Magic	10 Pcs/Bag	C
US-2108	CHANGER For Matix Bticino Face Plate	Bticino Matix	10 Pcs/Bag	D
US-2109	CHANGER For New Clipsal Face Plate	Clipsal	1 Pcs/Bag	E
US-2201	BLANK Insert Face Plale	White	10 Pcs/Bag	F
US-2200	RJ 45 SOCKET Protector	White	10 Pcs/Bag	G

Unload Patch Panels

Unload multimedia patch panels provide the ability to field configure panels using a variety of connector modules as well as a wide range of multimedia modules including Unshield, Shield and Tool Free



A



B

SPECIFICATION

Panel : Steel light weight
Support Bar : Steel with black coating
Support : RJ45 Modular Jack CAT5E, CAT6, CAT6A and CAT8
Approval : RoHS Compliant

Part No.	Description	Height	Figure
US-3001	Unload PATCH PANEL 24 PORT (1U) w/lable, support	1.75" (1U)	A
US-3002SA	Shield Unload Staggered PATCH PANEL 24 PORT (1U) w/label, management	1.75" (1U)	B

Cable Management Panels

Cable Management Panel is designed for easy management with adjustable ring or brush or brush with rear cable management. Materials are made from SPCC Steel and coat with high quality of powder paint.



A



B

F G

SPECIFICATION

Material : Steel
No. of Ring : 5 Plastic Ring Holders
Thickness : 1.0 - 1.5 mm.
Finished : Black Color Painted
Dimension : L 48.5 x W 4.5 x H 9 cm.
Approval : RoHS Compliant

C

D

E

H I

Part No.	Description	Height	Figure
US-3051	CABLE MANAGEMENT PANEL with Plastic Ring	1U	A
US-3052	CABLE MANAGEMENT PANEL with Plastic Ring	2U	B
US-3053A	CABLE MANAGEMENT PANEL with Cover	1U	C
US-3054	CABLE MANAGEMENT PANEL with Cover	2U	D
US-3055	BRUSH CABLE MANAGEMENT with Management bar	1U	E
US-3057	Vertical Cable Routing Hanger, Small	51.9 x 83 x 10	F
US-3058	Vertical Cable Routing Hanger, Medium	83.5 x 83 x 10	G
US-3059	Vertical Cable Routing Hanger, Large	83.5 x 144.7 x 10	H
US-3050	Hanger for Patch Panel Angle (1U)	44 x 77 x 18.5	I

19" Extensible Wall Mounted Bracket

Extensible Wall Mounted Bracket can be mounted directly to wall to conserve telecommunications closet space. To adjust the depth of bracket you want and to contain all kinds of networking equipment. There are used instead of floor mounted racks to secure any industry 19" accessories, used them with all patch panel and cable management panel to give installations an organized professional appearance.

US-3061

US-3062

US-3064

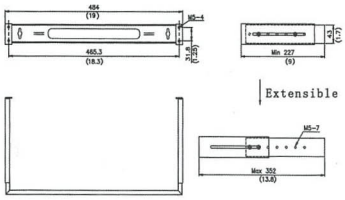

Part No.	Description	W x H x D (mm.)
US-3061	19" Extensible Wall Mounted Bracket 1 U	480 x 43 x 230 (370)
US-3062	19" Extensible Wall Mounted Bracket 2 U	480 x 85 x 230 (370)
US-3064	19" Extensible Wall Mounted Bracket 4 U	480 x 117 x 230 (370)

Consolidation Point
& Multimedia Panel

A

B

FEATURES

- Multimedia patch panel for multi functions, compatible to RJ45 Jack, Multimedia insert
- Adjustable with vertical hole.
- High density 1U 24 port design for easy assembly and to maintain.
- Each port with clearly mark.

Part No.	Description	Figure
US-2510A	10 PORT MINI PANEL 10" w/ Support Box	A
US-2503A	CONSOLIDATION POINT (3 PANEL) ENCOUSURE w/Key	B

Waterproof Connector

The Waterproof Connector Products Provided a Solution For Variety Applications Such As Outdoor Networking, Physical, Chemical Equipment Loboratories Or Harsh Environments Where Expose To Liquid Or Dust Would Likely Occur.

- IP 67 Compliant.
- Prevented From Temporary Immersion For 30 Min. In 1-Meter Depth Of Water

A

B

C

D

E

F

G



H

Part No.	Description	Dimension (mm.)	Figure
US-7005	CAT5E Waterproof RJ45 JACK	-	A
US-7006	CAT6 Waterproof RJ45 JACK	-	A
US-7015	CAT5E Waterproof RJ45 COUPLER	-	B
US-7016	CAT6 Waterproof RJ45 COUPLER	-	B
US-7071	Stainless Waterproof FACE PLATE 1 Port	W 70 x L 115	C
US-7072	Stainless Waterproof FACE PLATE 2 Port	W 70 x L 115	D
US-7074	Stainless Waterproof FACE PLATE 4 Port	W 116 x L 115	E
US-7060	Waterproof Assembly Kit for Outdoor Cable	-	F
US-705X	CAT 5E RJ45-RJ45 Waterproof X M. PATCH CORD	Length on Request	G
US-706X	CAT 6 RJ45-RJ45 Waterproof X M. PATCH CORD	Length on Request	G
US-7080	Waterproof SURFACE MOUNT BOX	W 120 x L 80 x D 80	H

Multimedia

Inserts Module

FEATURES

Used with Face Plates, Multimedia Panel, Unload Patch Panel or any Panel Which Compatible to RJ45 Snap-in modular



Part No.	Description	Type of Adapter	Figure
US-2204	BNC Modular Insert	Female to Famale	A
US-2207A	TV (Pal) Modular Insert	Screw type	B
US-2209	F-Type Modular Insert	F to F-type	C
US-2201	Blank Insert	White Color	D

Versatile Strap

LINK Versatile strap are general purpose ties are perfect for controlling and organizing wires, cords, and cables and for bundling. Adjustable strap are strong, reusable, and designed for heavier-duty indoor or outdoor use.

SPECIFICATION

- Neatly organizes and secures your cable bundles and hoses
- Releasable design is easily installed and removed
- Versatile strap can be reused many times for high cost effectiveness
- No tools are required for installation; these wraps are securely applied by hand and without strain Available in many colors for easy cable identification or decor matching

Part No.	Description	Packing
US-227X	VERSATILE STRAP, 10 x 100 mm (W x L)	20pc/Pkg
US-228X	VERSATILE STRAP, 10 x 150 mm (W x L)	20pc/Pkg
US-229X	VERSATILE STRAP, 10 x 200 mm (W x L)	20pc/Pkg

X Color = 1 (White), 2 (Red), 3 (Green), 4 (Blue), 5 (Yellow), 6 (Black)

CAT 6A PLUG CRIMP TOOL

LINK SHIELD RJ45 CAT6A PLUG CRIMP TOOL design to crimp SHIELD CAT6A RJ45 PLUG, This tool is suitable for standard modular plug without changing modular die set, Modular Holder are made of AL-Zn Alloy light weight with PE grip together with ratchet mechanism for easy to use

SPECIFICATION

TYPE	: Ratchet Mechanism Type
Frame	: AL-Zn Alloy light weight with PE grip
Die Set	: RJ45
Crimping	: Locking part
Suitable for cable	: O.D. 7- 8 mm
Application	: Durable& Professional

Part No.	Description
TL-1106A	SHIELD RJ45 CAT6A PLUG CRIMP TOOL

NET Toner & Probe kit

The Net Toner is a highly practical network installation and trouble-shooting tool, which features a single or multi-tone signal, two test leads and a 4-conductor modular cable. The signal, emitted by the Tone Generator can be easily traced by the Probe, even when cables are in a bundle or hidden in a mess of punch down blocks or wall plates. The Tone Generator and Probe can be used to verify cable continuity, identify wiring faults, determine line polarity and voltage in network and modular telephone line The Probe is equipped with a tone amplifier and an LED indictor that detects audible frequency tones for accurate tracing and identification of wires. It's plastic conductive tip prevents shorting of expensive telecom and network equipment.

FEATURES

Net Toner : Provides 2 selectable tones for tracing wires and cables Enhances talk battery power supply to allow communication over inactive pairs Test cable/wire continuity, and determine line 1 and line 2 polarity Built-in alligator clips and 4-conductor RJ12 cable for multiple connection options Durable nylon carrying case with belt loop includes

Net Probe : Comes with adjustable table volume control Includes Ring/Tip polarity indicators and RJ45 jack. An earphone jack for noisy environments With low-battery indicator and easy tip replacement Lanyards attachment point for hand-free operation.

Part No.	Description
US-8015	NET TONER & PROBE KIT

RJ45, RJ11

& 4 Pos Professional Crimp Tools

LINK RJ45 Professional Crimp Tool Straight motion and precise crimping both 3 types of 4-6 Pos (RJ11,RJ12) and 4 Pos (HS) Modular Plug. This tool is suitable for standard modular plug without changing modular die set. Modular Holders are made of Al-Zn Alloy light weight with PE grip together with ratchet mechanism for easy to use. Professional and Deluxe type, Light weight, compact & durable with key way in 8 positions modular holder.

SPECIFICATION

Type	: Professional Ratchet Type, Straight Motion
Frame	: Al-Zn Alloy with PE grip
Die Set	: Both 3 Types (RJ45, RJ11 & 4 Pos HS)
Crimping	: Cut and Strip wire by one operation and provide precise operation with key way in RJ45 Modular Plug
Cutting	: Cutting Tool Included
Application	: Durable & Professional

Part No.	Description
TL-1101R	RJ45, RJ11 & 4 POS PROFESSIONAL CRIMP TOOL

Hand Set Crimp Tools

RJ45 Hand Set Crimp Tool crimping both 3 types of 8 Pos (RJ45), 4-6 Pos (RJ11&RJ12) and 4 Pos (HS) Modular Plug. This tool is suitable or every modular plug. All made by steel and with PE grip together with ratchet mechanism for easy to use. Deluxe type, light weight, compact & durable with key way in 8 positions modular holder.

SPECIFICATION

Type	: Deluxe Ratchet Type
Frame	: Steel and with PE grip
Die Set	: Both 3 Types (RJ45, RJ11& 4 Pos HS)
Crimping	: Cut and Strip wire by one operation, easy and efficiency
Cutting	: Cutting Tool Included
Application	: Economic & Compact

Part No.	Description
TL-1103R	RJ45, RJ11 & 4 POS CRIMP TOOL

Impact Tool with Blade 110

Impact tool for seating wire into terminal block and cut off wire end after terminated. Provide the work quick, easy and uniform.

SPECIFICATION

Frame	: polyacepal resin with fiber glass
Blade	: SNCM-21 and harden
Impact	: Insert and Cutting
Application	: Interchangeable and reversible blade Blade are easy for changing and without using screw driver

Part No.	Description
TL-1103R	RJ45, RJ11 & 4 POS CRIMP TOOL

Fast Jack and Plug Termination Tools

LINK RJ45 Fast jack and plug termination tools suitable for RJ45 modular jack SLIM TYPE CAT5E & CAT6 and RJ45 plug crimping die at the handle. Two functions in only one tool.

SPECIFICATION

Type	: Fast Jack and Plug Termination
Frame	: Al-Zn Alloy with PE grip
Crimping	: Both LINK RJ45 Modular Jack & RJ45 Modular Plug
Suitable Jack	: US-1005SCX, US-1006SL
Suitable Plug	: US-1001, US-1051X US-1003, US-1002, US-1004
Application	: Fast & Professional

US-8061

TL-2106

Part No.	Description
US-8061	Fast Jack and Plug Termination Tools
TL-2106	Fast Jack New Termination Tool for US-1006A

UTP Cable Testers

Enhanced network UTP cable tester is specified to quickly test by auto scanning the wire continuity, misswiring and polarization in your network cables, UTP/ STP/ T568A / T568B/ Token Ring by using the attached remote terminator. You can easily test the cable whatever before or after the cable installed. Enhanced network cable tester also allow you to test the ground of screen twisted pair cable. LINK TX-1302 is portable cable tester. It consists of two devices (Master & Remote set). The status of cable tested is displayed on both of the dual LEDs indicates. It supplies with handy bag.

FEATURES

Can test the entire Network System or individual Patch Cord. Light Show status Master & Remote. Easy to verify cable continuously, open, short and Can test either twist Cable or Telephone Cable Can test RJ45, RJ11, RJ12 and 4 Pos HS

Part No.	Description
TX-1302	UTP CABLE TESTER

NET Finder 25 & Testers

NET finder 25 is an expanded version of NET finder by adds the cable organizer function and includes 25 remotes. The organizer function allows the NET finder 25 to identify hub/switch ports at the closest level, and to match cables at up to 25 different locations.

FEATURES

All-in-one : Tester, tone generator, and port-finder Compatible with most cable tracers on the market Pin-to-pin LED indicators Local loop back test, open, shorts, mis-wire Remote terminator for testing pre-installed cables Auto-scan or manual step testing in forward, backward and stop sequences Manual step testing in forward, backward and stop sequences 25 Remotes IDs for organizing up to 25 cable locations Accessories to test video (BNC connector) and RJ45 Patch Cord

Part No.	Description
US-8012	Net Finder 25 & Tester With 25 Remotes IDs

LAN Professional Set of Tools and Tester

FEATURES

Box Size	: L 29.7 x W 19.7 x H 60cm.	
Tools	: TL-1103R	RJ 45 ,RJ 11 & RJ 12 and 4 Pos HS Crimp tool
Tools	: TL-3116	Impact Tool with Blade 110
Tester	: TX-1302	UTP Cable Tester
Accessories	: US-8060	RJ 45 Jack Holder

Part No.	Description
US-8030	LAN PROFESSIONAL SET TOOLS & TESTER

Distributed by

© 05/2023 LINK (Far-East) Corp., All Rights Reserved